



KG2

Connect

Term 1

Student's Book



Claire Medwell
with Wendy Cherry and Emma Wilkinson



Foreword

The MOETE launched Egypt's reform vision for the development of education, and the process of developing curricula comes at the heart of this vision. The implementation of this vision was heralded in 2018, starting with the kindergarten stage in its first and second grades, with the aim of continuing until the end of the secondary stage.

This vision endeavored to make major transformations in the teaching and learning processes, where there is a transition from acquiring knowledge to producing it, and from learning skills to employing them both in specific learning situations and in the general life of the learner outside the classroom. Our curricula also integrate values that contribute to the establishment of our society—values which pose as a protective fort for our homeland. Egypt's reform vision for curriculum development also aims to take into account the specifications of pre-university education graduates, as well as the challenges Egypt faces locally, regionally, and globally. The developed curricula are intended to foster a citizen who is capable of engaging in civilized conversations and positive dialogues with the other, in addition to acquiring digital citizenship skills.

In this regard, the MOETE extends its gratitude and appreciation to the Central Administration of Curriculum Development. It also extends its thanks and gratitude to Longman Egypt and York Press for their active participation in the preparation of this book. Gratefulness also goes to all the Ministry's experts who contributed to the enrichment of this work.

This transformation of Egypt's educational system would not have been possible without the significant support of Egypt's current president, His Excellency President Abdel Fattah el-Sisi. Overhauling the educational system is part of the President's vision of "rebuilding the Egyptian citizen" and it is closely coordinated with the Ministries of Higher Education and Scientific Research, Culture, and Youth and Sports. The new educational system is only a part in a bigger national effort to propel Egypt to the ranks of developed countries, and to ensure a great future for all of its citizens.

Reviewed by

The General Administration for Planning and Formulating Curriculum

Contents

Theme 1: Who am I ? _____



Let's remember **2**

Unit 1 Hop, skip, jump **6**



Unit 2 I play music **20**

Theme 2: The world around me _____



Unit 3 My home **34**



Unit 4 My day **48**

Review 1 **64**

Scope and sequence

Theme	Unit	Vocabulary	Language	Phonics	Life skills	Values	Issues and challenges	Integrated cross-curriculum topics
Who am I?	1 Hop, skip, jump	climb, hop, jump, kick, run, skip	I can (jump). I can (jump), too. Well done!	k: kick, kite t: teddy bear, two K: Karim T: Talia	Critical thinking: Observation: Match and say Decision making: Look and draw	Independence: Let's be healthy!	Preventative health: It's Sports Day, Let's be healthy!	Math: Counting 1-10,
	2 I play music	drum, guitar, piano, flute, triangle	I play the (piano). I play the (piano), too.	g: guitar, green p: piano, pink G: Gamila P: Peter	Problem solving: A talent show Collaboration: Let's work together! Creativity: Think, draw, and color	Independence: Show and tell Sharing: Let's work together!	Community participation: Let's work together!	Music: Instruments in the class
The world around me	3 My home	bathroom, bedroom, garden, house, kitchen, living room	Where's (Dina)? She's in the (bathroom).	i: in, ink, insect u: up, umbrella I: Injy U: Uncle Amr	Problem solving: Hide and seek Self-management: Let's do it ourselves! Respect for diversity: Homes in Egypt	Independence: Let's do it ourselves! Tolerance and acceptance of others: Homes in Egypt	Loyalty and belonging: Homes in Egypt	Social Studies: Homes in Egypt
	4 My day	get up, go to bed, go to school, have breakfast, have lunch, have dinner, play with friends	I (get up). I (have breakfast).	I: leg, lion, lemon q: quiet L: Lamya Q: Queen Elizabeth	Problem solving: Busy Bee's day Self-management: Let's get ready! Communication: Show and tell Critical thinking: Observation	Independence: Show and tell	Community participation: My daily routine	
Review 1		Revision from units 1-4			Communication: Acting	Participation: Board game, Acting		




Let's remember



1 Look and write

d e h j m o r s a



ant



og



and



ump



ed



lephant



onkey



trawberry

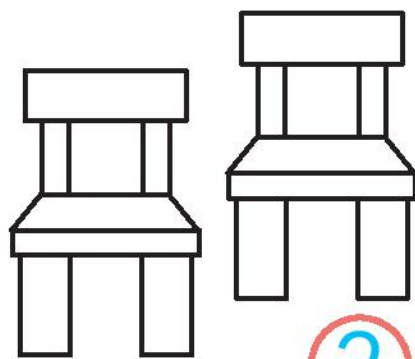


range



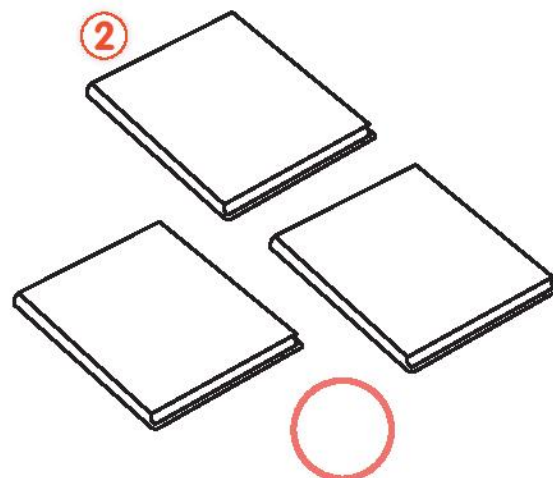
1 Count and color

1

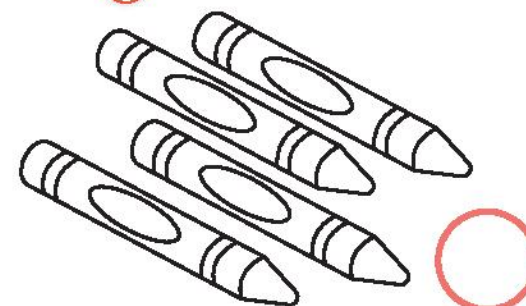


2

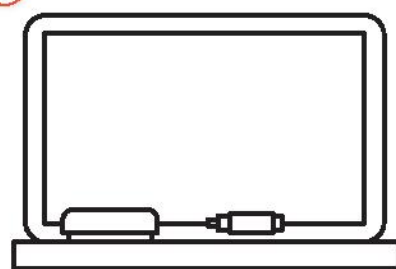
2



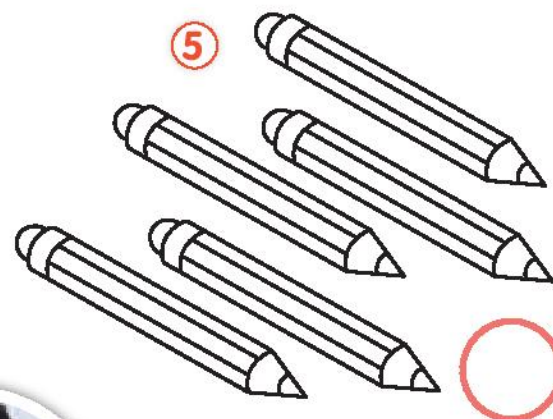
3




4



5



6





Let's remember



1 Look and write

a b c d e f ~~j~~ m h

1



jacket

2




ello

3



pple

4




ook

5



gg

6



lag

7



uck

8



ap

9



ug



1 Listen and number



Hop, skip, jump



1 Look, listen, and point



2 Sing



climb



hop



jump



kick



run



skip



1 Match and say



2 Color

1



2



3



4




5



6



climb



run



kick



hop



jump



skip

Vocabulary: climb, hop, jump, kick, run, skip

It's Sports Day!

Story

Unit
1



1 Listen, read, and point



Video

1

I can jump.



I can jump, too!

Story: It's Sports Day! I can (run). I can (run), too.

It's Sports Day!

Story

Unit
1

2



3



It's Sports Day!

Story

Unit
1

4

I can run!



5

I can hop!

I can... Whooah!



Think!

? What's wrong with Youssef?
Can he climb?

It's Sports Day!



Story


Unit
1

6



**Let's
exercise!**

Let's be healthy!



eat




jump



run



kick



Video



We're healthy!



1 Look and draw



1



2



3



4



I can skip



1 Look, listen, and point



3 Look and say



2 Make a class poster



1 Listen and choose



1





2 Trace what you choose

2



3 Now color and say

3



Language: I can (skip)!



Learn sounds with Busy Bee!

Phonics

Unit
1



1 Look, listen, and repeat



2 Look and circle **t** and **k** or **T** and **K**



teddy bear



two




Talia

Karim



kick



kite



abcdefghijklmnopqrstuvwxyz

Phonics: the t and k sounds

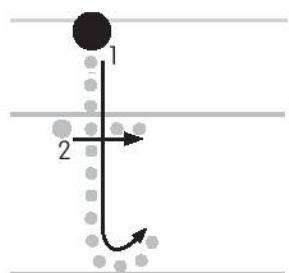


Learn to write with Busy Bee!


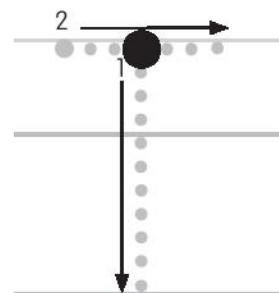
Writing Unit 1



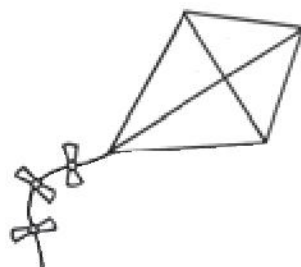
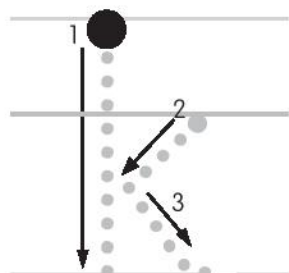
Trace and color



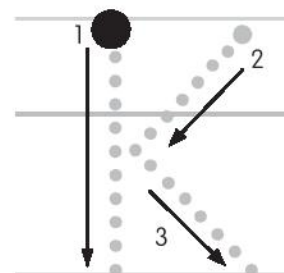
teddy bear



Talia



kite



Karim



ABCDEFGHIJKLMNOPQRSTUVWXYZ

Learn numbers with Busy Bee!



1 Look and read




2 Count and write

1 2 3 4 5 6 7 8 9 10



6






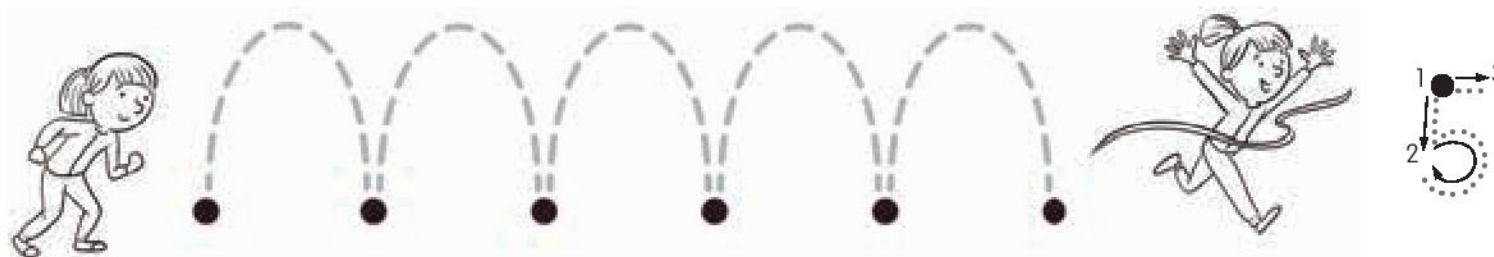
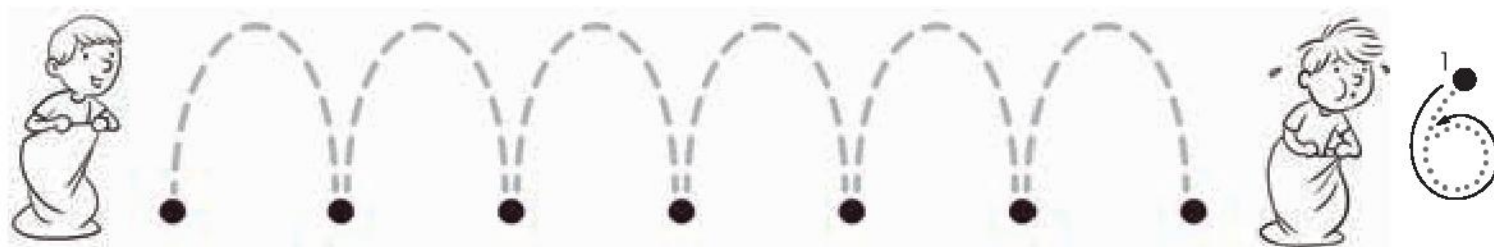
1 Count, trace, and say



2 Color



3 Look and color



Vocabulary



Issues



Phonics **t k T K**




Unit 2

I play music



1 Look, listen, and point



2 Sing



drum



guitar



piano



flute



triangle



Video


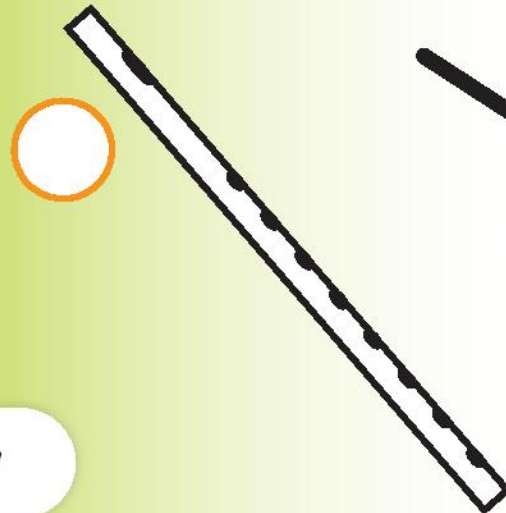





Video





1 Listen and number



2 Color and say



Vocabulary: drum, guitar, piano, flute, triangle



A talent show



Story

Unit
2



1 Listen, read, and point

1



Video



It's our talent show today! Let's start!

I'm Adam.
I play the piano.



Story: A talent show I'm (Adam). I play the (piano). Well done!



A talent show



Story

Unit
2

2





A talent show



Story

Unit
2

3



I'm Laila.
I play the triangle.



Think!



? What instrument will
Busy Bee play?

A talent show

Story

Unit
2

4

I play the drum!



5

Let's play together!



Let's play
music!

Let's work together!



1 Look and say



guitar



piano



drum



2 Sing and do



We work together!




Video



1 Think of a musical instrument



2 Draw and color



Language: *This is my (guitar).*

I play the guitar!



1 Listen and point



2 Look and say





1 Listen and match



2 Trace and say



1



2



3



4



Language: I play the (flute)!



g G
p P

Learn sounds with Busy Bee!

Phonics Unit 2



1 Look, listen, and repeat



2 Look and circle g and p or G and P



guitar



Gamila



green



piano



Peter



pink



abcdefghijklmnopqrstuvwxyz

Phonics: the g and p sounds



g G
p P

Learn to write with Busy Bee!

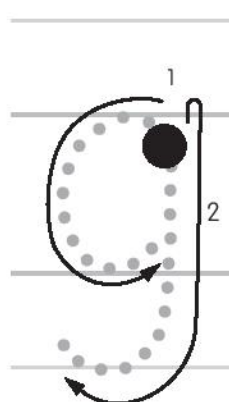
Writing Unit 2



1 Trace and copy

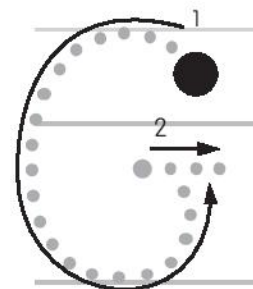


2 Color and say

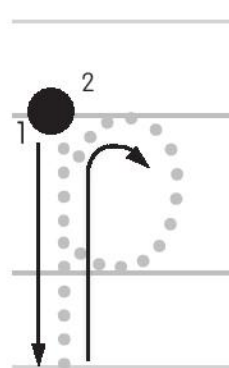


g guitar

green

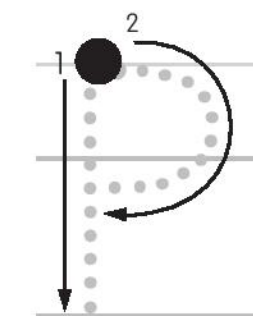


Gamila



piano

pink



Peter



ABCDEFGHIJKLMNOPQRSTUVWXYZ

A drum

Project **Unit 2**

1 Make a drum

2 Look and say



Language: *This is my drum.*

Show and tell



1 Show and tell



Language: I play the (drum).

Unit review

Unit
2



2 Look and color

Vocabulary



Life skills



Phonics

g G p P



Project



My home



1 Look, listen, and point



2 Sing



Video



Video



bathroom



bedroom



garden



house



kitchen



living room






1 Look, listen, and number



2 Look and say



Vocabulary: bathroom, bedroom, garden, house, kitchen, living room

Hide and seek

Story

Unit
3



1 Listen, read, and point

Let's play a game!

1



Where's Dina? She's in the garden.

2



Video



Story: Hide and seek *Where's Busy Bee? She's in the (kitchen).*

Hide and seek

Story

Unit
3

Where's Youssef?

Where's Laila?



He's in the bathroom!



She's in the living room!

Hide and seek

Story **Unit 3**

5

Where's Busy Bee?



Where's Busy Bee?

Hide and seek

Story

Unit
3

She's in the bedroom!

6



**Make your
bed!**

Let's do it ourselves!



1 Look and say



bedroom



garden



bathroom



2 Sing and do



Video



I can do it !



1 Look and draw ☺ ☹



2 Say

1



2



3



4



5



Language: I can/can't do it.

Where's Dina?



1 Listen, point, and play



2 Look and say






1 Choose and match



2 Ask and answer



Language: *Where's (Dina)? She's in the (bedroom).*



i I
u U

Learn sounds with Busy Bee!

Phonics **Unit 3**



1 Look, listen, and repeat



2 Look and circle i and u or I and U



in



insect



ink



Injy



umbrella

up ↑



Uncle Amr



abcdefghijklmnopqrstuvwxyz

Phonics: the i and u sounds



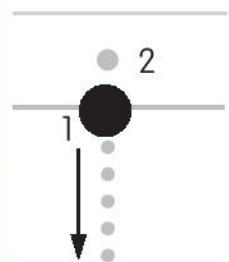
i I
u U

Learn to write with Busy Bee!

Writing **Unit 3**



Trace and copy



i



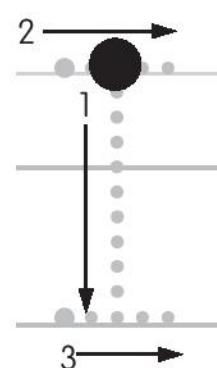
insect



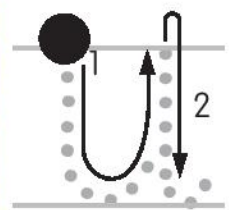
ink



in




Injy



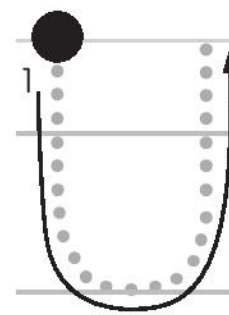
u



umbrella



up



Uncle Amr



ABCDEFGHIJKLMNOPQRSTUVWXYZ

Homes in Egypt



1 Look, listen, and repeat



Video



1

Nubia



2

Cairo



3

Alexandria




Homes in Egypt



1 Look, listen, and follow



2 Now say



Nubia



Alexandria



Cairo

Unit review ^{Unit}3



3 Look and color

Vocabulary



Life skills



Phonics



Language: I live in (Cairo).

Social Studies: Homes in Egypt

My day



1 Look, listen, and point



get up



have breakfast



go to school



have lunch



play with friends



have dinner



go to bed



2 Sing



Video

Video



1 Look, listen, and point



2 Choose, act, and say



Vocabulary: get up, have breakfast, go to school, have lunch, play with my friends, have dinner, go to bed

Busy Bee's day!



Story

Unit
4



1 Listen, read, and point



Video

1

Good morning!
Everyday, I get up.



I have breakfast.



Busy Bee's day!




Story

Unit
4

2

I go to school with Adam and Dina.



Goodbye, Adam!
Goodbye, Dina!
Goodbye, Busy Bee!

3



I have lunch with Adam and Dina at home.

Busy Bee's day!



Story

Unit
4

4

Let's play!

I play with Adam
and Dina.

I'm the queen!

?



Think!



Busy Bee wants to play!
What should the children do?

Busy Bee's day!



Story

Unit
4

5

You are the queen bee!



I'm Busy Bee, the queen bee!

6

Then, I go to bed.
Good night!



**Smile and
say Hello!**



1 Listen and order



☐



☐



☐



☐



☐



☐



Story: Busy Bee's day! I get up. I have breakfast.



1 Look and say



2 Circle the odd one out

1



2



3



4

K

t

P

I

Let's get ready!



1 Look and say



get up



have
breakfast



go to
school



2 Sing and do



Video

We get ready!





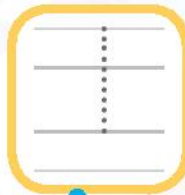
1 Listen and match



2 Trace



3 Listen again and repeat



My daily routine



1 Look, listen, and point



3 Look and say



2 Make and play




1 Color and say


①




②



③



④



Language: I get up, I have breakfast, I go to school, I go to bed.



Learn sounds with Busy Bee!

Phonics **Unit 4**



leg



1 Look, listen, and repeat



lion



2 Look and circle l and q or L and Q



lemon



Lamya

Queen Elizabeth



quiet



abcdefghijklmnopqrstuvwxyz

Phonics: the l and q sounds





Learn to write with Busy Bee!


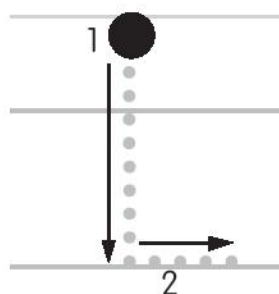
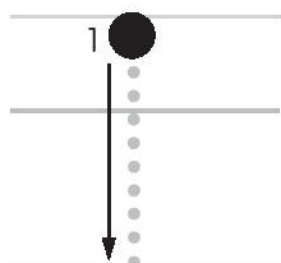
Writing **Unit 4**



1 Trace and copy



2 Say



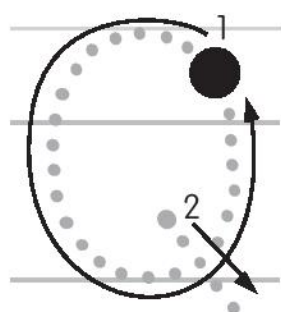
leg



lion

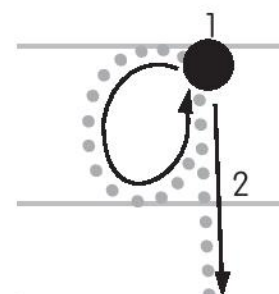


Lamyra



Queen

Elizabeth



quiet



ABCDEFGHIJKLMNOPQRSTUVWXYZ

A daily routines mini book

Project **Unit 4**

1 Make a daily routines mini book

2 Look and say



Language: It's my daily routines book. I get up. I have breakfast.

Show and tell

1 Show and tell



Language: I go to bed.

Unit review **Unit 4**

2 Look and color

Vocabulary



Life skills



Phonics



Project





Review 1



1 Look, listen, and point



6

7

8



2 Color the star

Review Vocabulary 1




1 Look, listen, and number



Revision of language from units 1-4

 Play the game





1 Listen and point



1



2



4



3



2 Act

Revision of language and vocabulary from units 1-4

Egyptian International Publishing Company – Longman



9 Rashdan Street
Messaha Square
Dokki
Giza
Arab Republic of Egypt

Copyright © 2018 held jointly by special agreement between the Egyptian Ministry of Education and Technical Education and the Egyptian International Publishing Company - Longman



York Press Ltd.
322 Old Brompton Road
London SW5 9JH
England

The Ministry of Education and Technical Education
Under the supervision of the Central Administration
of Curriculum Development

Pearson Education Limited

Edinburgh Gate
Harlow
Essex CM20 2JE
England
and Associated Companies throughout the world

First Published 2018
This impression 2024
ISBN 978-977-16-1493-7
Deposit 11447/2018

Printed by

The rights of Claire Medwell, Wendy Cherry and Emma Wilkinson to be identified as authors of this Work have been asserted by them in accordance with the Copyright, Designs and Patents Act 1988.

All rights reserved; no part of this publication may be reproduced, stored in a retrieval system or transmitted in any form or by any means, electronic, mechanical, photocopying, recording or otherwise, without the prior written permission of the copyright holders.

Acknowledgements

Photographs sourced by York Press and pictureresearch.co.uk

The Publishers are grateful to all those who have given permission to reproduce copyright material.

Alamy/ Myrleen Pearson for p36, p38 and p63 making bed; Getty Images/ KidStock for p39 laying table; iStockphoto/ shapechange for p12 walk / monkeybusinessimages for p16 running; Shutterstock/ Michael Dechev for p2 jumper / shipfactory for p2 elephant / Eric Isselee for p2 monkey / Anastasiia Skorobogatova for p2 strawberry / Iurii Kachkovskiy for p2 orange / Nanisimova for p4 jacket / Phovoir for p4 cap / Nattika for p4 egg / Tim UR for p4 apple / MicroOne and Nerthuz for p4 book / Koltsov for p5 boy washing face / Melissa King for p10 jump / worker for p10 run / Sergei Kolesnikov for p10, p14, p46, p56, p57 and p71 kicking boy / Volodymyr Tverdokhlib for p10 centre left / Monkey Business Images for p10 centre / A_Lesik for p10 centre right / Rob Hainer for p12 climb / Africa Studio for p12 run, p12 skip, p52 centre, p58 get up and p58 eat lunch / glenda for p12 kick / Artem Kutsenko for p14, p33, p46 and p69 apple / Gelpi for p16 running girl / Svetlana Maslova for p16 ball 1 / Dakalova luliia for p16 ball 2 / Bildagentur Zoonar GmbH for p16 ball 3 / jocic for p16 ball 4 / marinomarinini for p16 ball 5 / Stepan Bormotov for p16 ball 6 / Hurst Photo for p16 ball 7 / Ivonne Wierink for p16 ball 8 / Littlekidmoment for p22 boy / Tatiana Popova for p24 and p32 guitar / Boiko Y for p24 piano / Billion Photos for p24 drum / Arvind Balaraman for p27 boy 1 / Jeka for p27 girl 2 / Samuel Borges Photography for p27 boy 3 and p54 boy left / Sashkin for p27 drum / Vereshchagin Dmitry for p27, p28, p31 and p46 guitar / kak2s for p28, p31, p32 and p46 piano / Jirka Bursik for p38 bathroom / Halfpoint for p38 cleaning teeth / Duplass for p39 making sandwich / somsak nitimongkolchai for p39 tying shoe / Serhiy Kobayakov for p50 girl / ladybirdstudio for p52 get up / Noam Armonn for p52 eat breakfast / Blaj Gabriel for p52 go to school / Dragon Images for p52 centre left and p61 go to school / Olesia Bilkei for p52 centre right / ESB Professional for p54 boy right / Grin Maria for p56, p57, p61 queen / Anna Grigorjeva for p58 go to bed / AlinaMD for p58 and p59 morning / azarinelli for p58 and p59 noon / Andrey Uraev for p59 sunset

Commissioned photography by Graham Alder at MM Studios, Oxford, UK and Emad Allam, Cairo, Egypt

Picture credits

Illustrators: Ilias Arahovitis (Beehive Illustration), Henrique Brum (Beehive Illustration), Fhiona Galloway (Beehive Illustration), Gary Joynes (Beehive Illustration), Adam Linley (Beehive Illustration), John Lund (Beehive Illustration), Faye Robson (Beehive Illustration)

Every effort has been made to trace the copyright holders and we apologize in advance for any unintentional omissions. We would be pleased to insert the appropriate acknowledgement in any subsequent edition of this publication.