




Connect



Primary 1

Student's Book

Term 1

Mary Charrington



Foreword

This is a pivotal time in the history of the Ministry of Education and Technical Education (MOETE) in Egypt. We are embarking on the transformation of Egypt's K-12 education system (Education 2.0) starting in September 2018 with KG1, KG2 and Primary 1, continuing to be rolled out year after year until 2030. We are transforming the way in which students learn, to prepare Egypt's youth to succeed in a future world that we cannot entirely imagine. The rapid technological advancement and disruptions to industries and the workplace requires MOETE to undergo a major configuration of when to learn and what to learn. The foundational skills of literacy, numeracy, and digital literacy are the core. Education at a young age also needs to be multidisciplinary to broaden students' horizons, integrating the essential soft skills and competencies such as communication and critical thinking into the school curriculum. There must be joy in learning so that students are motivated to engage in lifelong learning throughout their lives keeping up and staying ahead of changes in the world.

Curriculum is not the end but the beginning of the important process of changing Egypt's education system. MOETE is very proud to present this new series of textbooks, Connect, with the accompanying digital learning materials that capture its vision of the transformational journey. This is the result of much consultation, much thought, and a lot of work. We have drawn on the best expertise and experience from national and international organizations and education professionals to support us in translating our vision into an innovative national curriculum framework and exciting and inspiring print and digital learning materials.

The MOETE extends its deep appreciation to its own Central Administration of Curriculum Development (CACD) and specifically, the (CACD) Director and the amazing team there. MOETE is also very grateful to the minister's senior advisors for curriculum and early childhood education. Our deep appreciation goes to Discovery Education, Nahdet Masr, Longman Egypt, UNICEF, UNESCO, World Bank Education Experts and UK Education Experts who, collectively, supported the development of Egypt's national curriculum framework. I also thank the Egyptian Faculty of Education professors who participated in reviewing the national curriculum framework. Finally, I thank each and every MOETE administrator in all MOETE sectors as well as the MOETE subject counsellors who participated in the process.

This transformation of Egypt's education system would not have been possible without the significant support of Egypt's current president, His Excellency President Abdel Fattah El-Sisi. Overhauling the education system is part of the president's vision of 'rebuilding the Egyptian citizen' and it is closely coordinated with the Ministries of Higher Education and Scientific Research, Culture, and Youth and Sports. Education 2.0 is only a part in a bigger national effort to propel Egypt to the ranks of developed countries and to ensure a great future to all of its citizens.

A Word from the Minister of Education and Technical Education

Dear students and fellow teachers,

It gives me great pleasure to celebrate this crucial stage of comprehensive and sustainable development, an epic in which all Egyptian people are taking part. This pivotal stage necessitates paving a foundation for a strong educational system which yields a generation that is not only capable of facing the major challenges the world is witnessing today, but one that also has complete possession of the skills of the future.

At a time when our world is witnessing successive industrial revolutions, the Egyptian state is keen on empowering its citizens by establishing a top-notch educational system that invests in its children the expertise required to get them to compete at both a regional and global level. This dictates that our educational system has at its core an emphasis on skills development, deep understanding, and knowledge production. This can only be done through modern curricula that keep up with the changes taking place globally _ curricula which prioritize the development of skills and values, and the integration of knowledge. They are also curricula that focus on the provision of multiple learning sources, and integration of technology to enrich the educational process and to improve its outcomes, while addressing the most important contemporary issues.

To achieve this, we must all join hands to continue to revolutionize our education, and to support it with all that is required to transform it into a globally pioneering educational system.

My warmest regards to you, dear students, and my deepest gratitude to my fellow teachers.

Professor Doctor Reda Hegazy

Minister of Education and Technical Education

Contents

Theme 1

Who am I? _____



Unit 1 Hello

2



Unit 2 This is me

8



Unit 3 My school bag

14



Unit 4 It's my birthday ..

20

Review 1

28

Theme 2

The world around me _____



Unit 5 With my family

36



Unit 6 Let's play music ..

44



Unit 7 At home

50



Unit 8 At the Pyramids ..

56



Unit 9 At the beach

62

Review 2

68

Scope and sequence

| | Unit | Vocabulary | Language | Phonics | Life skills | Values | Issues and challenges | Integrated cross-curriculum topics |
|-----------|-----------------------|--|---|--|---|--|---|--|
| Who am I? | 1 Hello | Hello, Goodbye, Miss Morad, Amira, Harza, Hany, Yousef | Hello. Goodbye. Shake hands. Play. What's your name? I'm (Harza). Open your book! Close your book! | b: bee, book, bag, bus, blue B: Busy Bee | Communication: Self-expression: I'm ... Respect for diversity: Let's make friends Self-management: I can follow instructions | Love of friends: Let's make friends! | Awareness of rights and duties | |
| | 2 This is me | nose, mouth, eyes, ears, hands, hair | This is my (mouth). Touch your (nose). Well done! | H: hand, hair H: Hany, Harza n: nose, neck N: Noha | Communication: Listening and speaking Self-management: Let's be clean! Critical thinking: Observation | Appreciation of science: My body Curiosity: My body | Preventative health: Let's be clean! | Science: Keeping our body clean and healthy |
| | 3 My school bag | bag, pen, pencil, pencil case, sharpener, ruler; one, two, three, four, five | What's this? It's a (pen). | p: pen, pencil P: Peter r: ruler, red R: Rasha | Critical thinking: Numbers | Curiosity: Asking questions | | Math: Learn numbers with Busy Bee! |
| | 4 It's my birthday | six, seven, eight, nine, ten; red, orange, yellow, green, blue, black | How old are you? I'm (six). Or e (orange) (cake). Two (blue) (balloons). | c: cake, card, candle C: Cairo o: orange, or, olives O: Omnia | Communication and self-management: Show and tell Collaboration and creativity: Making a birthday card or a birthday cake | Sharing, love and compassion: A birthday party | Community participation | Art: Learn colors with Busy Bee! Math: Numbers 6-10 |
| | Review 1 | Revision from units 1-4. | | | Communication and sharing: Listening and speaking Self-management: Self-assessment | | | |

Scope and sequence

| | Unit | Vocabulary | Language | Phonics | Life skills | Values | Issues and challenges | Integrated cross-curriculum topics |
|---------------------|-----------------------|--|---|--|---|--|---|---|
| The world around me | 5 With my family | father, mother, grandfather, grandmother, brother, sister; please, thank you | Have some (cake). Who is this? This is my (mother). | f: flag, family, father F: Fady t: tea, tree T: TV | Communication: Self-expression: Let's be polite. Collaboration and creativity: Making a family tree. | Love and respect: With my family | Community participation | |
| | 6 Let's play music | drum, flute, triangle, guitar, piano | I can play the (drum). I can (touch). | d: drum, dog D: Dina g: guitar, green G: Gamila | Communication: Self-expression: I can play the (flute). | Curiosity: How we use our senses | Environmental awareness | Sciences: Our Music: Common musical instruments |
| | 7 At home | living room, bedroom, kitchen, bathroom, garden; star, square, triangle, circle, rectangle | Where's the boy/girl? He's/She's in the (living room). | a: apple, art A: Amira s: star, square S: Sami | Communication: Listening and speaking Creative thinking: My home | Love of home | Loyalty and belonging: My home | Math: Learn shapes with Busy Bee! Art: My home |
| | 8 At the Pyramids | camel, key, pyramids, Sphinx, stones, king, queen; big, small | The (camel) is big. The (art) is small. | k: key, kite K: King q: quiet Q: Queen Nefertiti | Respect for diversity: I live in Egypt Critical thinking: Creating relationships: Big and small | Tolerance and acceptance of others: I live in Egypt | Loyalty and belonging: I live in Egypt | Math: Big and small Social studies: The pyramids |
| | 9 At the beach | kick, throw, skip, dig, swim; in, under, on, behind; box | I can (dig). Where is it? It's (under) the (book). | i: in, insect I: Irjy u: under, umbrella U: Uncle Amr | Communication: Self-expression: I can ... Critical thinking: Observation: Where's ...? | Curiosity: positions | Environmental responsibility: Keeping the beach clean | Sciences: Recognizing body movements |
| | Review 2 | Revision from units 1-9 | | | Self-management: Self-assessment | | | |



1 Look, listen, and repeat




1 Hello. I'm Miss Mona.

2 Hello. I'm Hany.


3 I'm Youssef.


4 I'm Hana. What's your name?

5 I'm Amira.


 **1 Listen, point, and say**



 **2 Look and say**



Hello!



Goodbye!




I'm Hany.



I'm Hana.



I'm Youssef.



I'm Amira.



 **3 Sing**



Language: Hello. What's your name?

b

B

Learn sounds with Busy Bee!



1 Listen and repeat




2 Look and circle b and B

bag



blue



Busy Bee

book




bus



a b c d e f g h i j k l m n o p q r s t u v w x y z

Phonics: the b sound

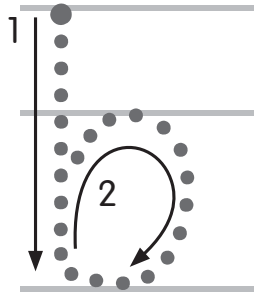


b B

Learn to write with Busy Bee!



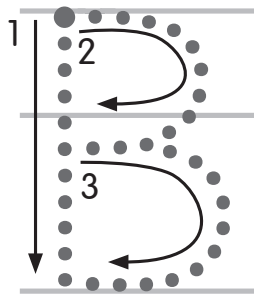
1 Look, trace, and say



b ag



b us



B ook



B lue



B usy B ee




A B C D E F G H I J K L M N O P Q R S T U V W X Y Z

I can follow instructions!



1 Listen, point, and say



Open your book!



Close your book!



Open your bag!



Close your bag!




2 Listen and do



Let's make friends




1 Look and say



Hello



shake hands



play



2 Sing and do



Video


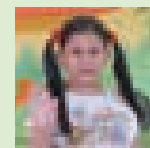


Unit review

Unit
1



3 Look and draw

Vocabulary



Phonics

b B



Life skills



This is me



1 Look, listen, and repeat



1 Listen, Hany! Touch your nose.

2 This is my nose.

3 Well done, Hany.



1 Look, listen, and say



eye



nose



mouth




ear



hand



2 Draw your face



3 Sing



Language: Touch your nose.

Learn sounds with Busy Bee!

h n
H N




1 Listen and repeat





2 Look and circle h and n, or H and N

hand



hair



Hana




Hany

nose



Noha

neck



abcdefghijklmnopqrstuvwxyz

Phonics: the h and n sounds



h n
H N

Learn to write with Busy Bee!




1 Look, trace, and say


1
2

hand 

1
2

hair 

1
2
3

any 

1
2
3

ana 


1
2

nose 

1
2
3

neck 

1
2
3

Noha 



ABCDEF G **H** IJKLM **N** OPQRSTUVWXYZ

Let's be clean!



Listen and point, then say




face



hair



hand



teeth



salad





1 Look and draw



2 Say

1



2



3



4







Language: I'm clean.






3 Look and draw

Vocabulary




Phonics


h n
H N



Issues



My school bag



1 Look, listen, and repeat





1
What's this?

2
It's a pencil.

3
What's this?


4
It's a pencil case.



 **1 Listen and say**



bag



pen



sharpener




ruler



pencil



pencil case

 **2 Listen and point**



Language: *What's this? It's a ...*

Learn sounds with Busy Bee!

p r
P R

1 Listen and repeat



2 Look and circle p and r, or P and R

pen



pencil



Peter



ruler



red




Rasha




abcdefghijklmnopqrstuvwxyz

Phonics: the p and r sounds

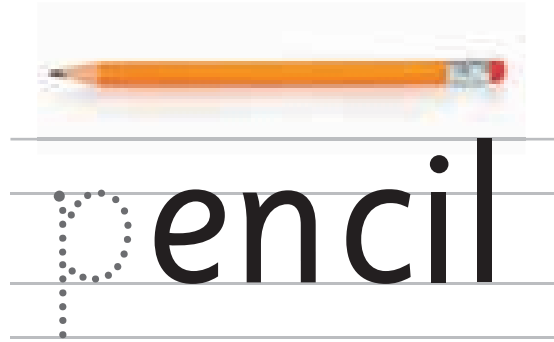
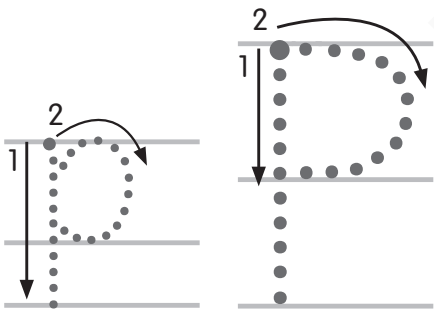


p r
P R


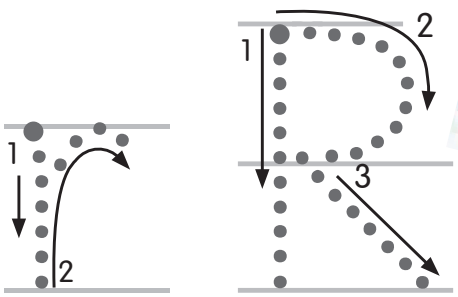
Learn to write with Busy Bee!



Look, trace, and say



Peter



Rasha




ABCDEFGHIJKLMNOPQRSTUVWXYZ


Learn numbers with Busy Bee!



1 Listen and repeat




1 ball



2 balls



3 balls



4 balls

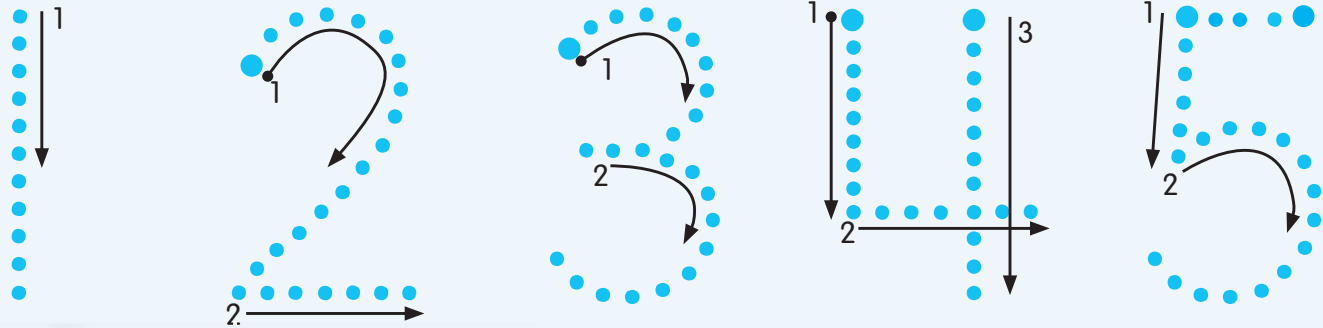


5 balls

Math

Learn numbers with Busy Bee!

1 Trace and say



2 Match and say




English in the classroom: Math: Numbers 1-5

3 Look and draw

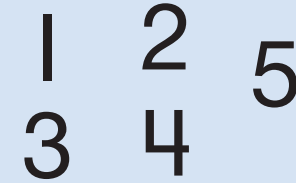
Vocabulary



Phonics



Math



It's my birthday



1 Look, listen, and repeat



1 I'm ten. How old are you, Hany?

2 I'm six.

3 I'm six, too.

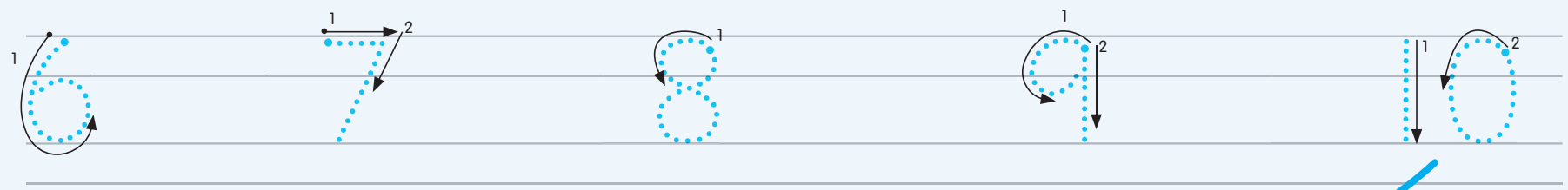
4 I'm seven.



Learn numbers with Busy Bee!



1 Look, listen, and trace



2 Match and say



3 Sing and do





Video

English in the classroom: Math: Numbers 6–10

Learn sounds with Busy Bee!

c o
C O



1 Listen and repeat



2 Look and circle c and o, or C and O



cake



card



candle



Cairo



orange



on



olives




Omnia

ab **C** defghijklmn **O** pqrstuvwxyz

Phonics: the c and o sounds



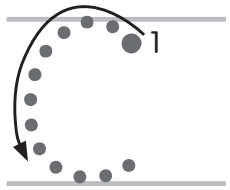


c o
C O

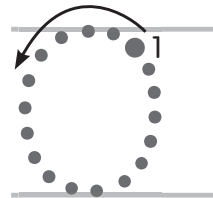
Learn to write with Busy Bee!



Look, trace, and say



cake



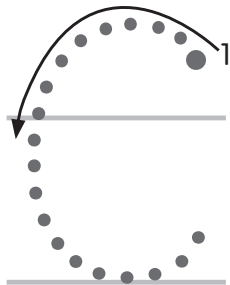
orange



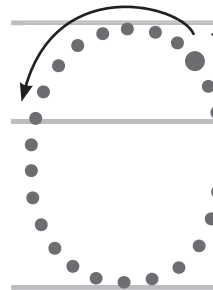

card



on




candle



olives



airo




omnia



AB C DEFGHIJKLMN O PQRSTU VWXYZ

Learn colors with Busy Bee!



1 Listen and repeat



red



orange



yellow



green



blue






black



2 Listen and color



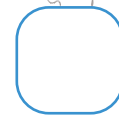
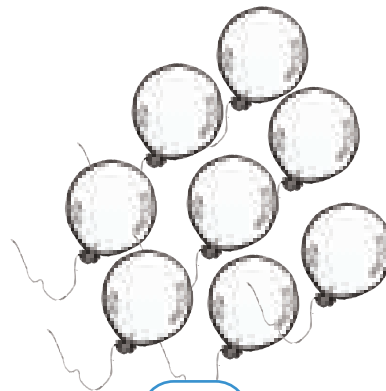



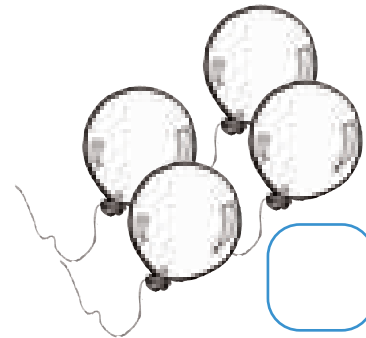



3 Say





1 Count and write



2 Listen and color



3 Point and say


Language: One orange cake. Two blue balloons.

A birthday party


Lesson 4 Unit
Project 4



1 Look and do



2 Look and say



Language: *This is my (cake).*

Show and tell



1 Show and tell



Language: *This is my card.*

Unit review **Unit 4**



2 Look and draw


Vocabulary

6 7 8 9 10



Phonics

C O
C O





Math



Art



Project






Review 1



1 Listen and point



2 Point, ask, and answer



1 Listen and point




B H P R C O
6 7 8 9 10




2 Point, ask, and answer


What's this?

It's orange.




 **Look and say**

It's a bus.



It's a book.






1 Complete and say

| | | | | | | | | | |
|---|--|---|--|---|--|---|--|---|--|
| 1 | | 3 | | 5 | | 7 | | 9 | |
|---|--|---|--|---|--|---|--|---|--|



2 Count and write



| |
|--|
| |
| |
| |
| |



| |
|--|
| |
| |
| |
| |



| |
|--|
| |
| |
| |
| |




| |
|--|
| |
| |
| |
| |



1 Trace and join

book hand nose pen ruler




2 Say and write





1 Color and say



2 Write and say

o range



ag



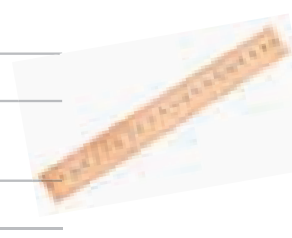
ose



en



uler



andle



Teacher assessment





Now I can say ...

1 2
3 4
5

7 6
8
9
10

























Now I can say ...





B b 


P p 


R r 



H h 



C c 

N n 

O o 





1 Look, listen, and repeat



1 Have some tea, Mother.

2 Thank you, Hany.

3 Please have some cake, Grandmother.

4 Thank you, Hana.




1 Listen, point, and say



father



mother



sister




brother



grandfather



grandmother



2 Listen and say the number




This is my grandfather.

Language: Who is this? This is my ...

Learn sounds with Busy Bee!

f t
F T



1 Listen and repeat



flag



2 Look and circle f and t, or F and T

family



Fady

father



tea



tree




TV

abcdefghijklmnopqrstuvwxyz

Phonics: the f and t sounds





f t
F T

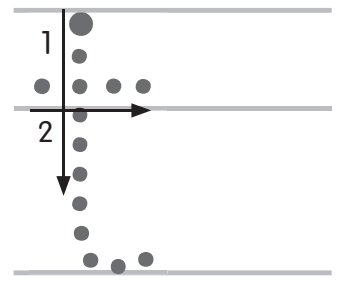
Learn to write with Busy Bee!



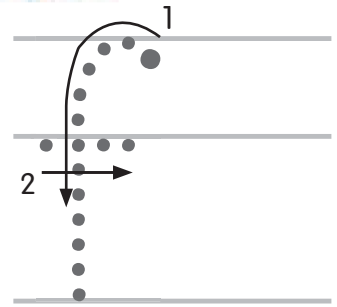
Look, trace, and say



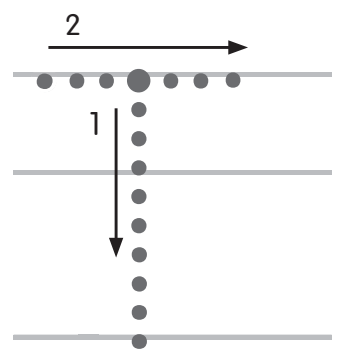
flag




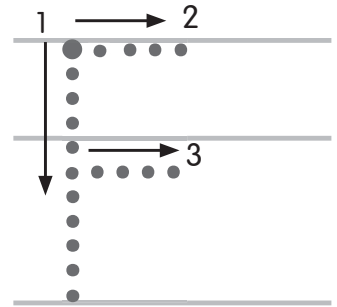

tea



family



tree



ady

TV



ABCDEF GHIJKLMNOPQRS TUVWXYZ

Let's be polite!



1 Look and say



Please.



Thank you.



2 Sing and do





Look and draw



1



2



3



4




Language: *I'm polite.*

A family tree

Lesson 4 Unit
Project 5



1 Look and make



Language: *This is my family tree.*

Show and tell



1 Show and tell



Language: *This is (my sister).*


Unit review

Unit
5



2 Look and draw


Vocabulary




Phonics



Values and life skills



Project



Let's play music



Look, listen, and repeat

1 I can play the guitar.



2 I can play the drum.



3 I can play the triangle.



4 I can play the flute.



5 I can play the piano.
Let's play together!



1 Listen and repeat



drum



flute



triangle



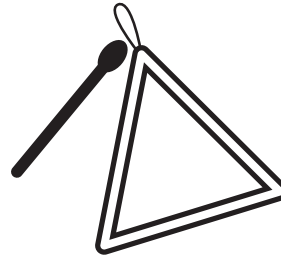
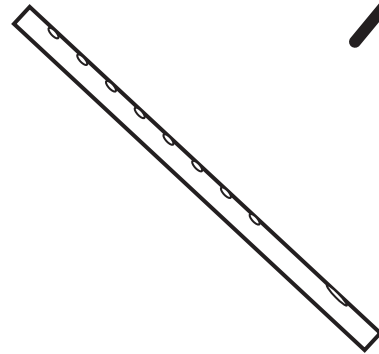


guitar



piano

2 Color and say



3 Sing



Language: *I can play the (flute).*

d g
D G

Learn sounds with Busy Bee!



1 Listen and repeat



2 Look and circle **d** and **g**, or **D** and **G**

drum



dog



Dina



guitar



Gamila



green



abc **d** ef **g** hijklmnopqrstuvwxyz

Phonics: the *d* and *g* sounds

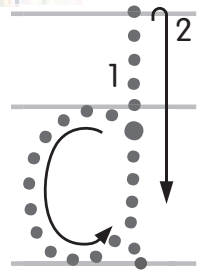


d g
D G

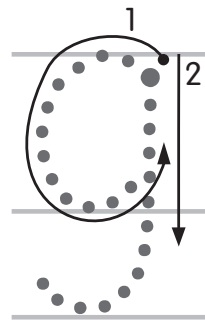
Learn to write with Busy Bee!



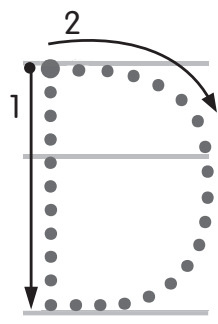
1 Look, trace, and say



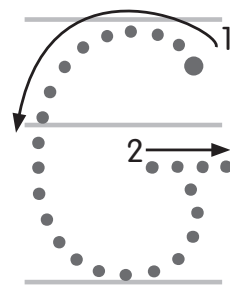
drum



guitar



dog



green



Dina




Gamila



ABC **D** EF **G** HIJKLMN OPQRSTU VWXYZ


Our senses



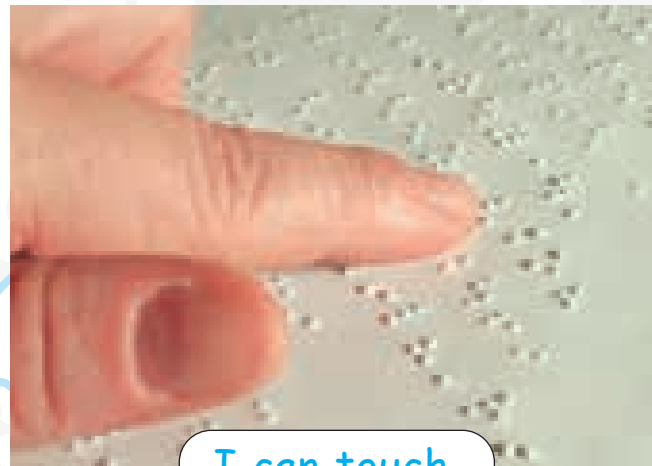
1 Listen and say




Video




I can hear.




I can touch.



I can taste.



I can smell.




I can see.

English in the classroom: *I can (touch).*



1 Look and draw



Unit review

Unit 6




2 Look and draw

Vocabulary




Phonics


d g
D G



Science



Issues





1 Look, listen, and repeat



1 Where's the boy?

2 Where's the girl?

3 He's in the living room.

4 She's in the bathroom.

1 Listen, point, and say



2 Look, listen, and say



living room



bedroom



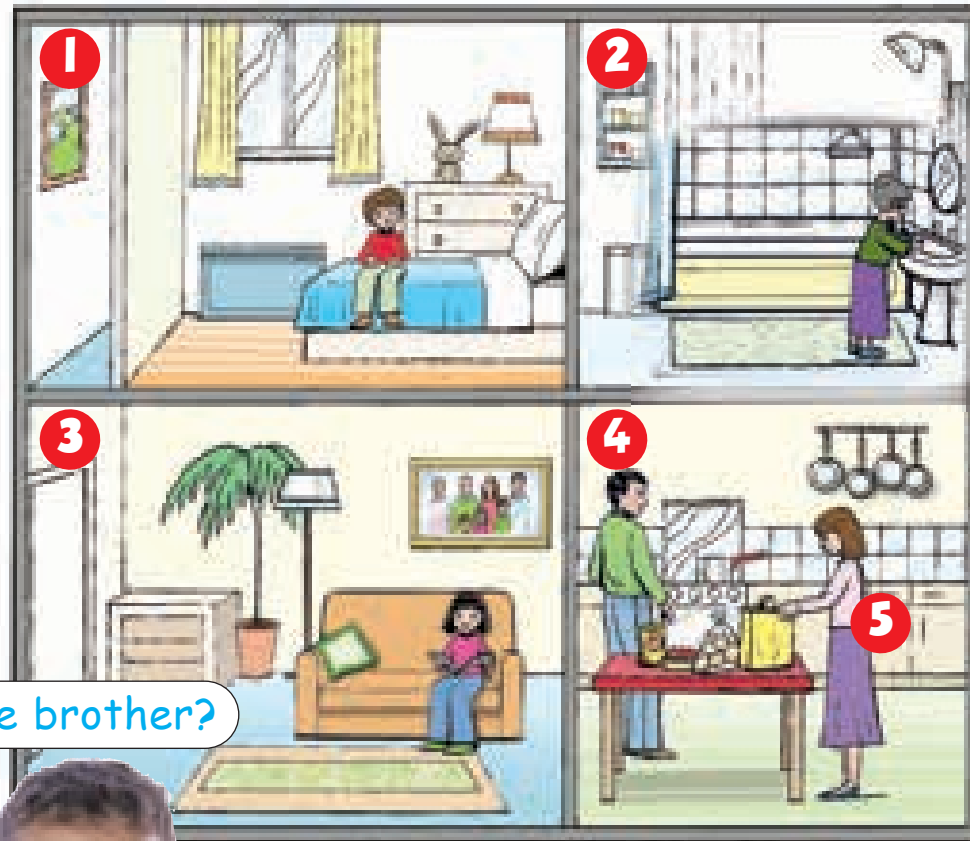
kitchen



bathroom



garden



Where's the brother?

6

He's in the bedroom.

3 Sing



Language: *Where's ...? He's/She's in the ...*

Learn sounds with Busy Bee!

a s
A S

1 Listen and repeat



2 Look and circle a and s, or A and S


apple



ant



Amira



star



square



Samir

a b c d e f g h i j k l m n o p q r **S** t u v w x y z

Phonics: the a and s sounds

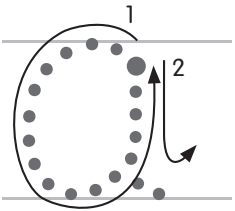


a s
A S

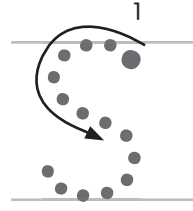
Learn to write with Busy Bee!



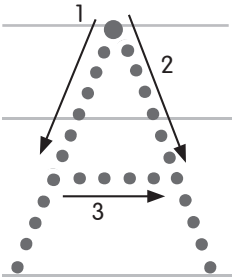
1 Look, trace, and say



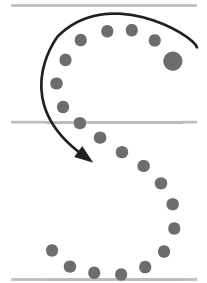
a p p l e



s t a r



A n t



S q u a r e



A m i r a



S a m i



A B C D E F G H I J K L M N O P Q R **S** T U V W X Y Z

Learn shapes with Busy Bee!




1 Listen, point, and say




Video




star



square



triangle




circle




rectangle




2 Count, write, and trace



7 stars



squares



triangles



circles

English in the classroom: Math: shapes

Art: My home



1 Look and draw



2 Point and say

Language: *It's my home.*

Unit review

Unit
7



3 Look and draw

Vocabulary




Phonics


a s
A S



Math



Issues



At the Pyramids



1 Look, listen, and repeat



1 The camel is big.
The ant is small.

2 I can see a king
and a queen.

3 Look! The pyramid is
big. The stone is small.



1 Listen, point, and say




1



camel

2




key

3



The Pyramids

4



Sphinx

5




stones

6



King Tut

7



Queen Nefertiti

Vocabulary: camel, King Tut, key, pyramid, Sphinx, stone, Queen Nefertiti

k q
K Q

Learn sounds with Busy Bee!


1 Look, listen, and repeat



2 Look and circle k and q, or K and Q



key




kite



King
Tut


quiet



Queen
Nefertiti

abcdefghijklmnopqrstuvwxyz

Phonics: the k and q sounds

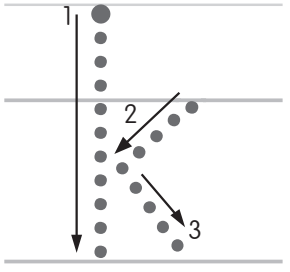



k q
K Q

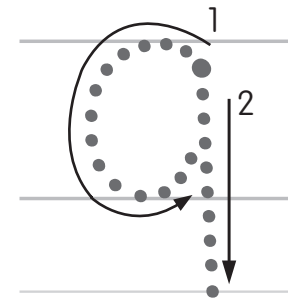
Learn to write with Busy Bee!



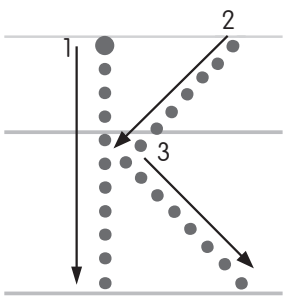
Look, trace, and say



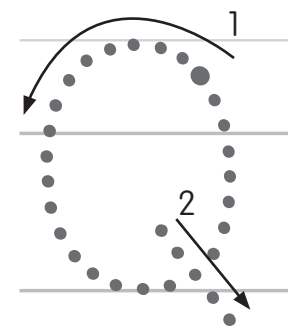
key 



quiet 



kite 

Queen 

King Tut

Nefertiti



ABCDEFGHIJK LMNOP Q RSTUVWXYZ

Big and small



1 Listen, point, and say





Video



2 Which is smaller? Look and circle

1



2



3



English in the classroom: Math: Big and small

Social studies

I live in Egypt



1 Look, listen, and point



Video



Port Said




Alexandria



Luxor



Aswan



Cairo



2 Look and say

English in the classroom: Social studies: *I live in Egypt.*


Unit review

Unit 8





3 Look and draw

Vocabulary



Phonics



Math




Social studies




At the beach



1 Look, listen, and repeat



3 I can swim.



5 I can kick.

1 I can jump.



2 I can throw.



4 I can skip.



6 I can dig.



1 Look, listen, and say



2 Join, color, and say



kick



dig



swim




skip



throw



jump



3 Sing



Language: *I can kick.*

Learn sounds with Busy Bee!

i u
I U

1 Listen and repeat



2 Look and circle i and u, or I and U



in



insect



Injy



under




umbrella



Uncle
Amr


abcdefghijklmnopqrstuvwxyz

Phonics: the i and u sounds

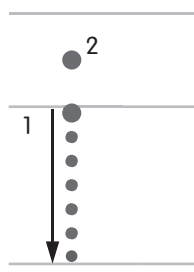


i u
I U

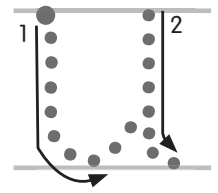
Learn to write with Busy Bee!



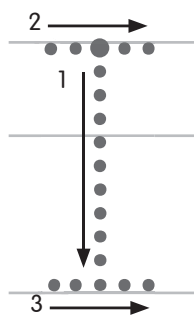

Look, trace, and say



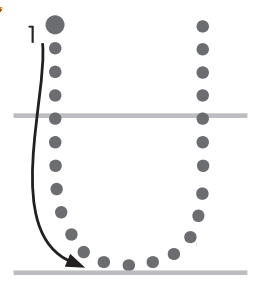
n



under



insect



umbrella



injury



Uncle Amr






ABCDEFGHIJKLMNOPQRSTUVWXYZ

1 Listen and number



2 Look and match



3 Point, ask, and answer

Language: *Where is it? It's (under the table).*

Writing



1 Look and trace



behind



under



in




on



king



Cairo



queen



Unit review

Unit
9



2 Look and draw

Vocabulary





Positions



Phonics

i u

I U






Review 2






1 Look, listen, and point



Start




Finish



What's this?

Throw.





1 Look, listen, and point



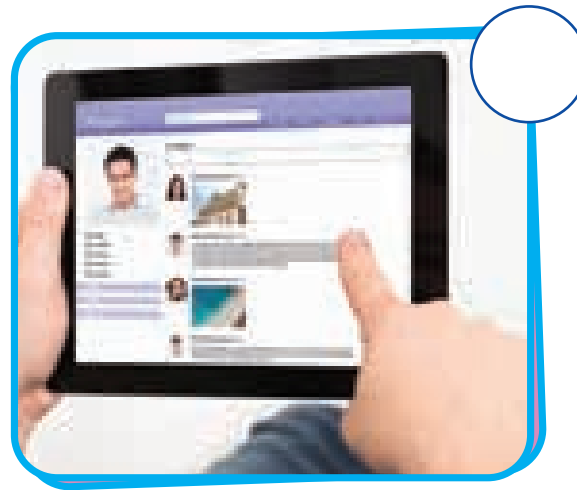
2 Point, ask, and answer



1 Look, listen, and number


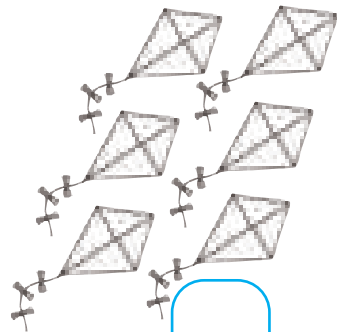
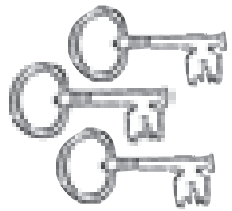




2 Now say

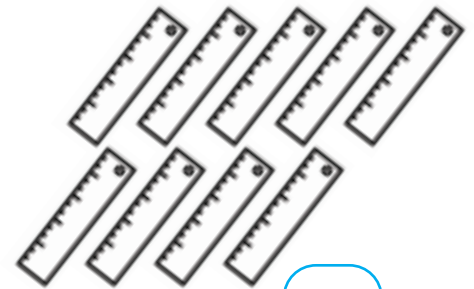




1 Match and count







7



2 Color, point, and say




1 Color and say



2 Write and say

ant



lag



rum



ree



uitar



ing





1 Trace and join

k q i u s a




2 Say, write, and trace



i nsect



u iet



pple



mbrella



tar








ite

Teacher assessment





Now I can say ...





Now I can say ...

Child on shoulders, Soccer, Swimming, Jumping rope

Red square, Yellow star, Green triangle, Blue rectangle


F f 


T t 


D d 


G g 


I i 


S s 

A a 

K k 

Q q 

U u 



Egyptian International Publishing Company – Longman



9 Rashdan Street
Messaha Square
Dokki
Giza
Arab Republic of Egypt

© copyright held jointly by special agreement between the Egyptian Ministry of Education and Technical Education and the Egyptian International Publishing Company - Longman



York Press Ltd.
322 Old Brompton Road,
London SW5 9JH,
England First published 2018

Pearson Education Limited
Edinburgh Gate
Harlow
Essex CM20 2JE
England and Associated Companies throughout the world.

First published 2018
This impression 2023
ISBN 978-977-16-1496-8
Deposit No. 14618/2018
Printed by

The rights of Mary Charrington to be identified as author of this Work have been asserted by her in accordance with the Copyright, Designs and Patents Act 1988.

All rights reserved; no part of this publication may be reproduced, stored in a retrieval system or transmitted in any form or by any means, electronic, mechanical, photocopying, recording or otherwise, without the prior written permission of the copyright holders.

Acknowledgements

Commissioned photography: Emad Allam

Other photographs sourced by York Press and The Egyptian International Publishing Company – Longman.

The Publishers are grateful to all those who have given permission to reproduce copyright material.

Alamy Stock Photo/ robertharding for p77 Aswan; iStockphoto/ kajakiki for p58, p59 and p61 Gamila / Joel Carillet for p77 Port Said; Shutterstock/ Denys Prykhodov for p3 goodbye / rangizzz for p4, p5, p23, p25, p36, p38, p40 and p43 book / Altin Osmanaj for p11, p36, p42 and p62 eye / schankz for p11, p36, p42 and p62 mouth / BERNATSKII IURII for p11, p12, p13, p17, p40, p41, p42, p43 and p62 nose / Monkey Business Images for p11, p17, p42 and p62 ear / lhorL for p19, p12, p13, p14, p15, p17 and p43 hand / Koltsov for p14 boy washing face / Rob Marmion for p14 boy cleaning teeth, and for p14 girl brushing hair / BERNATSKAYA OXANA for p15 nose / Thammanoon Khamchalee for p17, p23, p25 and p41 bag / studiovin for p19, p21, p36 and p38 pencil / prapann for p19, p21, p36, p38, p40, p41 and p43 pen / Petr Malyshev for p19, p24, p36 and p38 pencil case / Big Foot Productions for p19, p21, p23, p25, p36, p38, p40, p41 and p43 ruler / Oleg Golovnev for p20, p23 and p25 pen / Vova_31 for p20 and p25 yellow ruler / 7th Son Studio for p20 pencil / Pavel Hlystov for p22 balls / MTrebbin for p24 book / Ayake for p35 cake / Lucie Lang for p35 crayons / Sashkin for p57, p58, p59, p61, p92 and p94 drum / Vereshchagin Dmitry for p57, p58, p59, p61, p92 and p94 guitar / MASTER PHOTO 2017 for p62 hand / Pshenichka for p62 book / MidoSemsem for p65 boy left / Gelpi for p65 boy right / khlungcenter for p66, p67, p92 and p95 ant / Hoika Mikhail for p69 drawing / Lars Hallstrom for p76 cups / Elzbieta Sekowska for p77 Luxor / Copycat37 for p77 Alexandria / Anton Kudelin for p77 Cairo / Ljupco Smokovski for p81, p85, p88 and p95 kick / Sergei Kolesnikov for p81, p85, p88 and p95 dig / Casiohabib for p81, p85, p88 and p95 swim / Africa Studio for p81, p85 and p95 skip / matka Wariatka for p82, p83, p85 and p95 teddy in box / Sergei Kolesnikov for p82, p83 and p84 boy under table / Lario for p84 and p85 cat on computer / Akitameldes for p84 and p85 cat under book / De Jongh Photography for p84 and p85 cat in box / Elena_Karpushina for p84 cat behind flowers / Julia Kuznetsova for p84 girl in box / Aleksey Korchemkin for p84 teddy behind door / kespun for p84 bee on flower / Ralko for p93 ink

Illustrators: Amal Samir, Carol Jonas, Dusan Pavlic, Sue Woollat, Robin Edmonds, Mark Brierley

Every effort has been made to trace the copyright holders and we apologise in advance for any unintentional omissions. We would be pleased to insert the appropriate acknowledgement in any subsequent edition of this publication.