

KG1



# Connect

Term 2

Student's Book



Claire Medwell


with Wendy Cherry and Emma Wilkinson

# Contents

## How the world works \_\_\_\_\_



**Unit 5 My food** ..... **2**



**Unit 6 Let's visit the zoo** ..... **16**

## Communication \_\_\_\_\_



**Unit 7 My toys** ..... **30**



**Unit 8 Let's go shopping** ..... **44**

**Review 2** ..... **60**

## Foreword

The MOETE launched Egypt's reform vision for the development of education, and the process of developing curricula comes at the heart of this vision. The implementation of this vision was heralded in 2018, starting with the kindergarten stage in its first and second grades, with the aim of continuing until the end of the secondary stage.

This vision endeavored to make major transformations in the teaching and learning processes, where there is a transition from acquiring knowledge to producing it, and from learning skills to employing them both in specific learning situations and in the general life of the learner outside the classroom. Our curricula also integrate values that contribute to the establishment of our society—values which pose as a protective fort for our homeland. Egypt's reform vision for curriculum development also aims to take into account the specifications of pre-university education graduates, as well as the challenges Egypt faces locally, regionally, and globally. The developed curricula are intended to foster a citizen who is capable of engaging in civilized conversations and positive dialogues with the other, in addition to acquiring digital citizenship skills.

In this regard, the MOETE extends its gratitude and appreciation to the Central Administration of Curriculum Development. It also extends its thanks and gratitude to Longman Egypt and York Press for their active participation in the preparation of this book. Gratefulness also goes to all the Ministry's experts who contributed to the enrichment of this work.

This transformation of Egypt's educational system would not have been possible without the significant support of Egypt's current president, His Excellency President Abdel Fattah el-Sisi. Overhauling the educational system is part of the President's vision of “rebuilding the Egyptian citizen” and it is closely coordinated with the Ministries of Higher Education and Scientific Research, Culture, and Youth and Sports. The new educational system is only a part in a bigger national effort to propel Egypt to the ranks of developed countries, and to ensure a great future for all of its citizens.

**Reviewed by**

**The General Administration for Planning and Formulating Curriculum**

## **Words from the Minister of Education and Technical Education**

**Dear students and fellow teachers,**

It gives me great pleasure to celebrate this crucial stage of comprehensive and sustainable development, an epic in which all Egyptian people are taking part. This pivotal stage necessitates paving a foundation for a strong educational system which yields a generation that is not only capable of facing the major challenges the world is witnessing today, but one that also has complete possession of the skills of the future. For this reason, the Egyptian state is keen on empowering its citizens by establishing a top-notch educational system that invests in its children the expertise required to get them to compete at both a regional and global level, at a time when the world is witnessing successive industrial revolutions.

This dictates that our educational system has at its core an emphasis on skills development, deep understanding, and knowledge production. This can only be done through modern curricula that keep up with the changes taking place globally-- curricula which prioritize the development of skills and values, and the integration of knowledge. They are also curricula that focus on the provision of multiple learning sources, and integration of technology to enrich the educational process and to improve its outcomes, while addressing the most important contemporary issues.

To achieve this, we must all join hands to continue to revolutionize our education, and to support it with all that is required to transform it into a globally pioneering educational system.

My warmest regards to you, dear students, and my deepest gratitude to my fellow teachers.

**Professor Doctor Reda Hegazy**  
**Minister of Education and Technical Education**

# Scope and sequence



	Unit	Vocabulary	Language	Phonics	Life skills	Values	Issues and challenges	Integrated cross-curriculum topics
How the world works	5 My food	apple, date, egg, nut, orange, strawberry, grapes	I like (oranges). Me, too!	f: four, flag, flower s: strawberry, star, school Identifying the last letter in a word	<b>Participation:</b> We like to give <b>Communication:</b> Show and tell <b>Problem solving:</b> Finding a problem and suggesting solutions	<b>Respect:</b> Let's say thank you! <b>Independence:</b> Show and tell	<b>Community participation:</b> Shopping <b>Preventative health:</b> Healthy eating	<b>Science:</b> Healthy food <b>Project:</b> A healthy food plate
	6 Let's visit the zoo	camel, elephant, giraffe, lion, monkey, snake	What's that? It's a (giraffe).	e: elephant, egg, exit O: orange, olives, on	<b>Communication:</b> Show and tell	<b>Empathy:</b> We care for animals! <b>Curiosity:</b> Explore new sounds!		<b>Science:</b> Animal habitats
Communication	7 My toys	ball, balloon, car, doll, robot, teddy bear, blue, green	Where's my (robot)? Look, here it is. Thank you.	a: ant, apple r: robot, rabbit, ring Identifying the middle letter in a word	<b>Communication:</b> Show and tell <b>Participation:</b> Let's share!	<b>Participation:</b> Let's share!	<b>Community participation:</b> Playing together	<b>Math:</b> Counting (5-10) <b>Art:</b> A teddy bear
	8 Let's go shopping	cap, jacket, sweater, shorts, skirt, T-shirt	Put on your (cap). I can do it!	c: cap, car, cat j: jacket, jump Identifying the last letter in a word	<b>Self-management:</b> I can get dressed <b>Communication:</b> Show and tell	<b>Self-management:</b> Let's get dressed!		<b>Math:</b> Counting (1-10) <b>Art project:</b> A paper doll
	Review 2	Revision of vocabulary from units 5-8	Revision of language from units 5-8	Revision of phonics from units 5-8				

Unit  
5

# My food



1 Listen, look, and point



apple



date



egg



nut



orange




strawberry




2 Sing

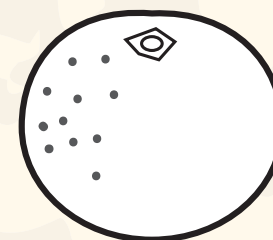






**1** Listen, look, and point



**2** Match, color, and say




**Vocabulary:** apple, date, egg, nut, orange, strawberry

**f**

**s**

# Learn sounds with Busy Bee!




1 Listen, read, and repeat



2 Look and circle **f** and **s**

**f**



four



flag



flower

**s**



strawberry



school




star



abcdefghijklmnopqrstuvwxyz

Phonics: the *f* and *s* sounds



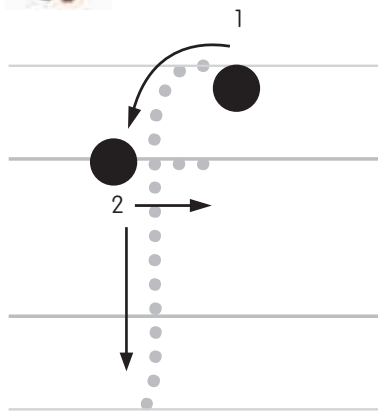
f s

# Learn to write with Busy Bee!

Writing Unit 5



1 Trace and say



4

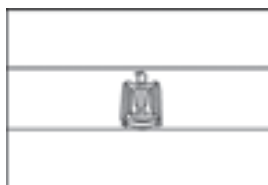
four



2 Color and say



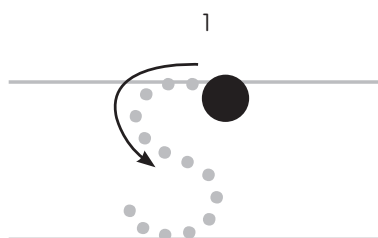
flower



flag



strawberry



school



star




abcdefghijklmnopqrstuvwxyz

Phonics: the f and s sounds

# Let's learn about words!

Listening and  
speaking

Unit  
**5**



1 Listen and circle the last letter



1



a o

2



h m

3



h m

4



b d

5



a o

6



b d



2 Write your name


My name is .....



3 Circle the last letter in your name

# Let's learn about words!

Writing **Unit 5**



1 Trace and say

1



egg

2



apple

3



orange

4



date

5



strawberry


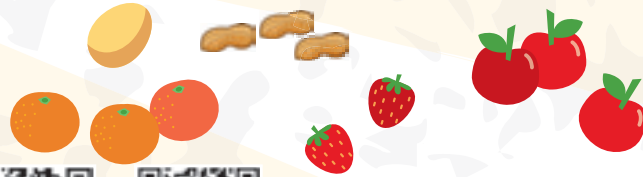
6



nut



# A day out



1 Listen and point



Video

I like apples.



I like oranges.

I like eggs.



Story: A day out I like (oranges). Thank you, (Adam).

I like dates.



I like nuts.

I like strawberries.



Think!

? How can we solve this problem?


Thank you, Busy Bee!



**We like to give!**

# Let's say thank you!

Life skills **Unit 5**



**1** Look and say



strawberries



apples



grapes



**2** Sing




Video


**Let's say thank you!**

# Healthy food

Science **Unit 5**



**Look and follow**




# I like strawberries!



1 Listen, look, and point



2 Look and say



# I like strawberries!

Listening and speaking



1 Listen and match




2 Say


1



2



3



4




Listening and speaking: I like (strawberries). Me, too!

# A healthy food plate

Project **Unit 5**



**1** Make a healthy food plate



**2** Look and say



# Show and tell



1 Show and tell



## Unit review **Unit 5**



2 Look and color

Vocabulary



Values



Phonics **f** **s**



Project



Unit  
6

# Let's visit the zoo




1 Listen and point




2 Sing



camel



elephant



giraffe




lion



monkey







snake



1 Look and match




2 Say



**Vocabulary:** camel, elephant, giraffe, lion, monkey, snake

e o

# Learn sounds with Busy Bee!



1 Listen, read, and repeat



2 Look. Find and circle e and o

e



elephant



exit



egg

o



on




olives



orange



a b c d e f g h i j k l m n o p q r s t u v w x y z



e

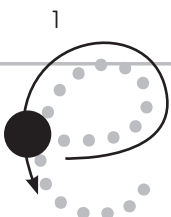
o

# Learn to write with Busy Bee!

Writing Unit 6



1 Trace and say



2 Look, trace, and circle

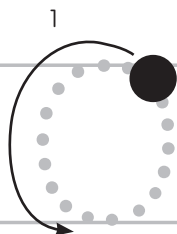
elephant



egg



exit




on



orange



olives



abcdefghijklmnopqrstuvwxyz

Phonics: the e and o sounds

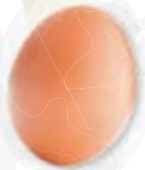
# Let's learn about words!



1 Listen and circle e



1



egg

2



elephant

3



bed

4



pencil

5



red

6



hello



2 Listen again and say



# Let's learn about words!

Listening and  
speaking

Unit  
**6**



1 Listen and circle o



1



doll

2



hop

3



orange

4



olives

5



dog

6



dolphin



2 Listen again and say



# At the Safari Park




1 Listen and point



Video

We're at the safari park!



It's an elephant!




It's a giraffe.



**Story:** At the Safari Park What's that? It's a (giraffe).

It's a camel.



It's a snake.


What's that?



Think!

? ? How can we solve this problem?

It's a monkey!



**Explore  
new sounds!**

# Let's think about animals!



1 Look and say




elephant



monkey



giraffe



2 Sing



Video



Video

We care for animals!

# Let's think about animals!



**1** What do the animals eat? Match



horse



bird




fish



hay



dolphin



lion




seeds



meat

**Values:** Caring for and feeding animals

# Animal habitats



Look and follow



desert




sea



grassland





rainforest





**1** Choose, circle, and color



**Science:** Animal habitats

# What's that?



1 Listen and point




2 Look and say




**Listening and speaking:** *What's that? It's a (giraffe).*


# What's that?



1 Make a puzzle. Then color and say



## Unit review **6**



2 Look and color

Vocabulary



Values



Phonics

e

o




Science




Unit  
7

# My toys



1 Listen, look, and point



2 Sing



Video



Video



ball



balloon



car



doll



robot



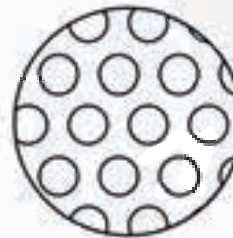


teddy bear



**1** Listen, look, and say



**2** Match and color



**Vocabulary:** ball, balloon, car, doll, robot, teddy bear

a r

# Learn sounds with Busy Bee!

1 Listen, read, and repeat



2 Look and circle r and a

a



apple



ant

r



robot



rabbit



ring

a b c d e f g h i j k l m n o p q r s t u v w x y z



Phonics: the a and r sounds



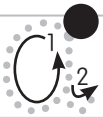
a r

# Learn to write with Busy Bee!

Writing Unit 7

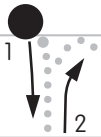


1 Trace and say




apple

ant






robot

rabbit



2 Listen, say, and color



a b c d e f g h i j k l m n o p q r s t u v w x y z

# Let's learn about words!

Listening and speaking

Unit  
7



1 Listen and circle the last letter

1



car

1



cat

2



star

2



cap

3



bear

3



sad



3 Listen again and say



# Learn numbers with Busy Bee!

Math Unit **7**



1 Listen and point



5




6



7



8



9




10



2 Listen and match




I can count!




1 Listen and count




6




7




8



9



10



2 Sing





**1** Count and write

**1**



6

**3**



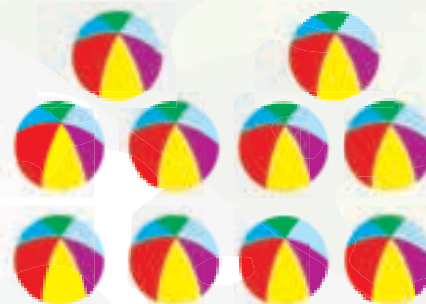
**2** Count and say

6 balloons!


**2**




**4**



**5**



# Let's share!



1 Look and say



balls



cars



dolls



2 Sing








**I share my toys!**

# Let's share!

Life skills **Unit 7**




1 Draw and color



Life skills: Sharing

# Where's my robot?



1 Listen and point



2 Look and say



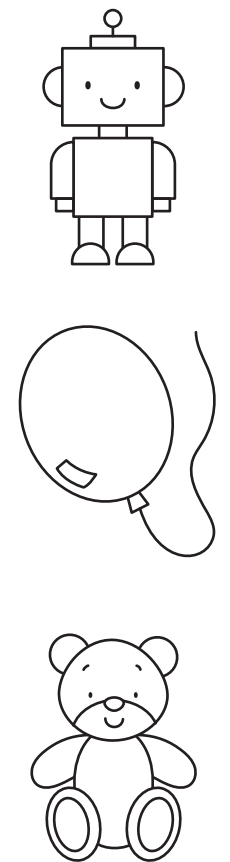


**Listening and speaking:** *Where's my (robot)? Here it is. Thank you.*

# Where's my robot?

Listening and speaking **Unit 7**



1 Find, circle, and color



# A teddy bear

Project **Unit 7**

1 Make a teddy bear

2 Look and say



**Project:** A teddy bear    Hello, I'm (Ted). I'm a teddy bear.

# Show and tell



1 Show and tell



## Unit review **Unit 7**



2 Look and color

Vocabulary



Life skills



Phonics **a** **r**



Project




# Let's go shopping



1 Listen, look, and point



2 Sing



cap



jacket



sweater



shorts





skirt




T-shirt



1 Look, match, and circle




**Vocabulary:** cap, jacket, shorts, skirt, sweater, T-shirt



**c**

**j**

# Learn sounds with Busy Bee!



1 Listen, read, and repeat



2 Look. Find and circle **c** and **j**

**C**



cap



car



cat

**j**



jacket



jump




ab **C** defghi **j** klmnopqrstuvwxyz



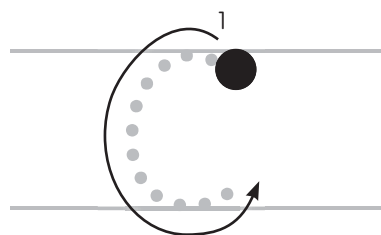
c j

# Learn to write with Busy Bee!

Writing Unit 8



1 Trace and write

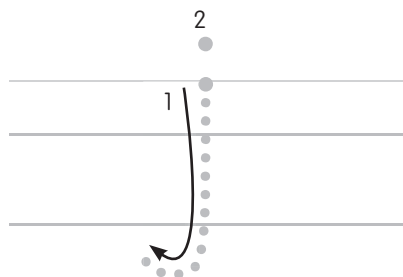


car

cat




2 Write the letter



jacket

jump




abcdefghijklmnopqrstuvwxyz

Phonics: The c and j sounds

# Let's learn about words!

Listening and  
writing

Unit  
8




1 Listen and circle the last letter

1



r u

2



s t

3



a m



2 Trace

1



cap

2



cat

3



car

# Let's read with Busy Bee!

Reading Unit  
**8**



1 Read and follow

1



It's

a

cat.

2



The

cat

is

sad.

3



The

sad

cat

is

on

the

car.

4



The

sad

cat

has

a

cap.



# Let's play!



1 Listen and point



**Story:** Let's play! Put on your (cap). I can do it!




What is the problem?





# Let's play!



1 Listen and order






# Let's play!



Story **Unit 8**




1 Listen and color



**Story:** Let's play! I'm wearing (blue) shorts and a (red) cap.

# Let's get dressed!



1 Look and say




cap



jacket



sweater



2 Sing



I dress myself!

# Let's get dressed!

Life skills **Unit 8**




1 Match, trace, and say



Life skills: Getting dressed

# Put on your cap



1 Listen and point



2 Look and say



Listening and speaking: Put on your (red jacket).

# Put on your cap

Listening and speaking **Unit 8**



1 Match, color, and say




# A paper doll


Project **Unit 8**




**1** Make a paper doll



**2** Look and say



# Show and tell



1 Show and tell



## Unit review **Unit 8**



2 Look and color

Vocabulary



Life skills



Phonics

**c** **j**



Project





# Review 2

Vocabulary **Review 2**



1 Listen and point



6

7

8

9

10



2 Color the star



**1** Listen and color





**1** Play the game





**1** Listen and point



**1**



**2**



**4**



**3**



**2** Act

Revision of language, phonics, and vocabulary from units 5–8

## Egyptian International Publishing Company – Longman



9 Rashdan Street  
Messaha Square  
Dokki  
Giza  
Arab Republic of Egypt

Copyright © 2018 held jointly by special agreement between the Egyptian Ministry of Education and Technical Education and the Egyptian International Publishing Company - Longman



**York Press Ltd.**  
322 Old Brompton Road  
London SW5 9JH  
England

**Pearson Education Limited**  
Edinburgh Gate  
Harlow  
Essex CM20 2JE  
England  
and Associated Companies throughout the world

First Published 2018  
This impression 2023

ISBN: 978-977-16-1516-3

Deposit: 22528/2018

Printed by

The rights of Claire Medwell, Wendy Cherry and Emma Wilkinson to be identified as authors of this Work have been asserted by them in accordance with the Copyright, Designs and Patents Act 1988.

All rights reserved; no part of this publication may be reproduced, stored in a retrieval system or transmitted in any form or by any means, electronic, mechanical, photocopying, recording or otherwise, without the prior written permission of the copyright holders.

### Acknowledgements

Photographs sourced by York Press and [pictureresearch.co.uk](http://pictureresearch.co.uk)

The Publishers are grateful to all those who have given permission to reproduce copyright material.

Alamy/ Myrleen Pearson for p36, p38 and p63 making bed; Getty Images/ KidStock for p39 laying table; iStockphoto/ shapechange for p12 walk / monkeybusinessimages for p16 running; Shutterstock/ Michael Dechev for p2 jumper / shipfactory for p2 elephant / Eric Isselee for p2 monkey / Anastasiia Skorobogatova for p2 strawberry / Iurii Kachkovskyi for p2 orange / Nanisimova for p4 jacket / Phovoir for p4 cap / Nattika for p4 egg / Tim UR for p4 apple / MicroOne and Nerthuz for p4 book / Koltsov for p5 boy washing face / Melissa King for p10 jump / worker for p10 run / Sergei Kolesnikov for p10, p14, p46, p56, p57 and p71 kicking boy / Volodymyr Tverdokhlib for p10 centre left / Monkey Business Images for p10 centre / A\_Lesik for p10 centre right / Rob Hainer for p12 climb / Africa Studio for p12 run, p12 skip, p52 centre, p58 get up and p58 eat lunch / glenda for p12 kick / Artem Kutsenko for p14, p33, p46 and p69 apple / Gelpi for p16 running girl / Svetlana Maslova for p16 ball 1 / Dakalova Iuliia for p16 ball 2 / Bildagentur Zoonar GmbH for p16 ball 3 / jocic for p16 ball 4 / marinomarinini for p16 ball 5 / Stepan Bormotov for p16 ball 6 / Hurst Photo for p16 ball 7 / Ivonne Wierink for p16 ball 8 / Littlekidmoment for p22 boy / Tatiana Popova for p24 and p32 guitar / Boiko Y for p24 piano / Billion Photos for p24 drum / Arvind Balaraman for p27 boy 1 / Jeka for p27 girl 2 / Samuel Borges Photography for p27 boy 3 and p54 boy left / Sashkin for p27 drum / Vereshchagin Dmitry for p27, p28, p31 and p46 guitar / kak2s for p28, p31, p32 and p46 piano / Jirka Bursik for p38 bathroom / Halfpoint for p38 cleaning teeth / Duplass for p39 making sandwich / somsak nitimongkolchai for p39 tying shoe / Serhiy Kobayakov for p50 girl / ladybirdstudio for p52 get up / Noam Armonn for p52 eat breakfast / Blaj Gabriel for p52 go to school / Dragon Images for p52 centre left and p61 go to school / Olesia Bilkei for p52 centre right / ESB Professional for p54 boy right / Grin Maria for p56, p57, p61 queen / Anna Grigorjeva for p58 go to bed / AlinaMD for p58 and p59 morning / azarinelli for p58 and p59 noon / Andrey Uraev for p59 sunset

Commissioned photography by Emad Allam

**Illustrators:** Ilias Arahovitis (Beehive Illustration), Henrique Brum (Beehive Illustration), Fhiona Galloway (Beehive Illustration), Gary Joynes (Beehive Illustration), Adam Linley (Beehive Illustration), John Lund (Beehive Illustration), Faye Robson (Beehive Illustration)

Every effort has been made to trace the copyright holders and we apologize in advance for any unintentional omissions. We would be pleased to insert the appropriate acknowledgement in any subsequent edition of this publication.

### CACD and MOE Team for Revision and Modifications:

Dr Amira Fawzy Ahmed Youssef  
Dr Shaimaa Salah El Din Afify  
Dr Ghada Alsayed Mohammed  
Mrs Dahlia Ahmed El-Hefnawy  
Mrs Eman Mahmoud Youssef  
Supervised by Dr Akram Hassan, Head of the Central Administration of Curriculum Development