



1

Connect



Primary I

Student's Book

Term 2

2022-2023

غير مصرح بتداول الكتاب خارج
وزارة التربية والتعليم والتعليم الفني





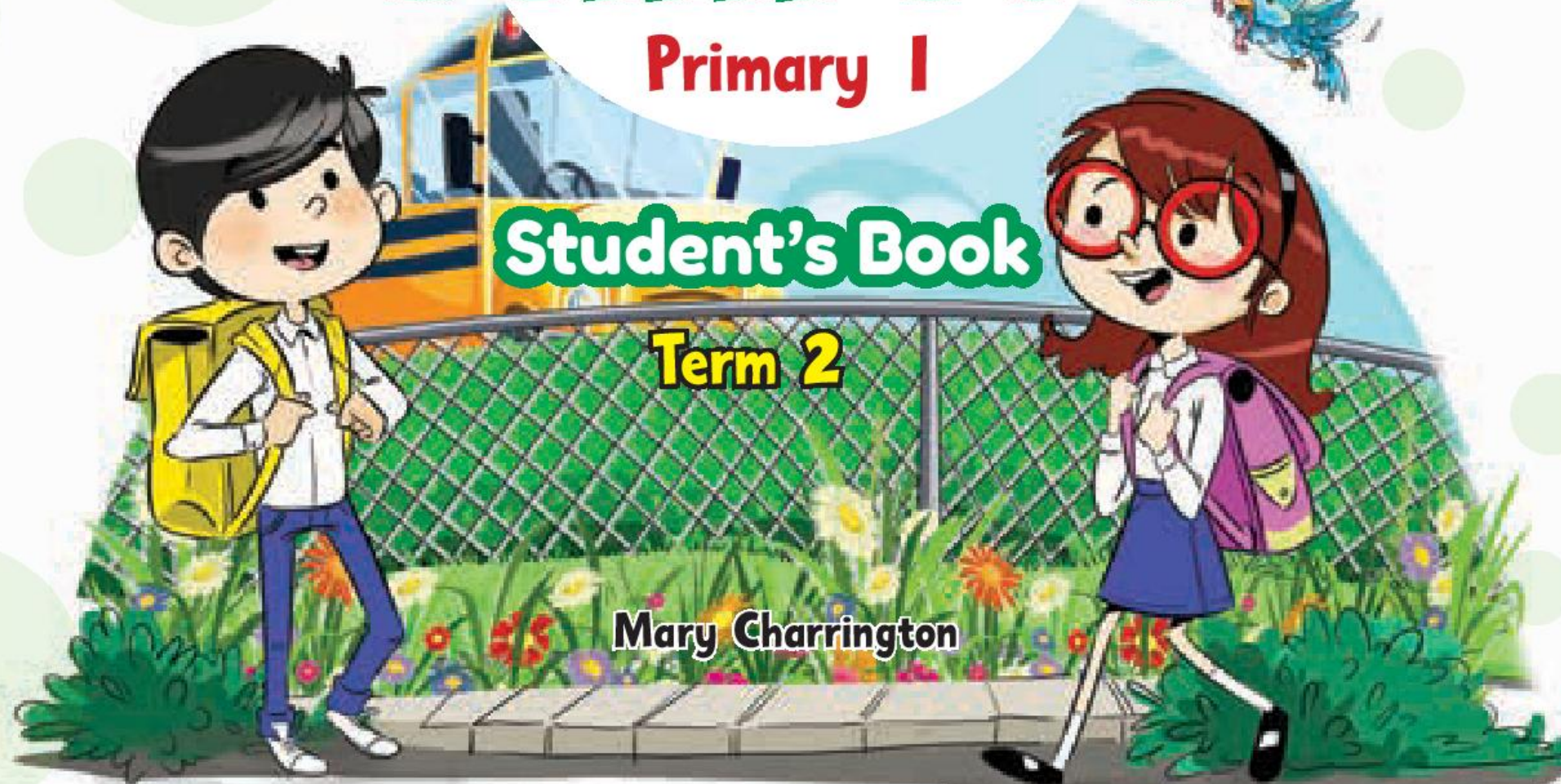
Connect

Primary I

Student's Book

Term 2

Mary Charrington



Characters



Miss Mona



Hany



Hana



Youssef



Amira



Busy Bee

Foreword

This is a pivotal time in the history of the Ministry of Education and Technical Education (MOETE) in Egypt. We are embarking on the transformation of Egypt's K-12 education system (Education 2.0) starting in September 2018 with KG1, KG2 and Primary 1, continuing to be rolled out year after year until 2030. We are transforming the way in which students learn to prepare Egypt's youth to succeed in a future world that we cannot entirely imagine. The rapid technological advancement and disruptions to industries and the workplace requires MOETE to undergo a major configuration of when to learn and what to learn. The foundational skills of literacy, numeracy and digital literacy are the core. Education at a young age also needs to be multidisciplinary to broaden students' horizons, integrating the essential soft skills and competencies such as communication and critical thinking into the school curriculum. There must be joy in learning so that students are motivated to engage in lifelong learning throughout their lives keeping up and staying ahead of changes in the world.

Curriculum is not the end but the beginning of the important process of changing Egypt's education system. MOETE is very proud to present this new series of textbooks, *Connect*, with the accompanying digital learning materials that capture its vision of the transformation journey. This is the result of much consultation, much thought and a lot of work. We have drawn on the best expertise and experience from national and international organizations and education professionals to support us in translating our vision into an innovative national curriculum framework and exciting and inspiring print and digital learning materials.

The MOETE extends its deep appreciation to its own Center for Curriculum and Instructional Materials Development (CCIMD) and specifically, the CCIMD Director and the amazing team there. MOETE is also very grateful to the minister's senior advisors for curriculum and early childhood education. Our deep appreciation goes to Discovery Education, Nahdet Masr, Longman Egypt, UNICEF, UNESCO, World Bank Education Experts and UK Education Experts who, collectively, supported the development of Egypt's national curriculum framework. I also thank the Egyptian Faculty of Education professors who participated in reviewing the national curriculum framework. Finally, I thank each and every MOETE administrator in all MOETE sectors as well as the MOETE subject counsellors who participated in the process.

This transformation of Egypt's education system would not have been possible without the significant support of Egypt's current president, His Excellency President Abdel Fattah El-Sisi. Overhauling the education system is part of the president's vision of 'rebuilding the Egyptian citizen' and it is closely coordinated with the Ministries of Higher Education and Scientific Research, Culture, and Youth and Sports. Education 2.0 is only a part in a bigger national effort to propel Egypt to the ranks of developed countries and to ensure a great future to all of its citizens.

Dear students and fellow teachers,

It gives me great pleasure to celebrate this crucial stage of comprehensive and sustainable development, an epic in which all Egyptian people are taking part. This pivotal stage necessitates paving a foundation for a strong educational system which yields a generation that is not only capable of facing the major challenges the world is witnessing today, but one that also has complete possession of the skills of the future.

At a time when our world is witnessing successive industrial revolutions, the Egyptian state is keen on empowering its citizens by establishing a top-notch educational system that invests in its children the expertise required to get them to compete at both a regional and global level. This dictates that our educational system has at its core an emphasis on skills development, deep understanding, and knowledge production. This can only be done through modern curricula that keep up with the changes taking place globally-- curricula which prioritize the development of skills and values, and the integration of knowledge. They are also curricula that focus on the provision of multiple learning sources, and integration of technology to enrich the educational process and to improve its outcomes, while addressing the most important contemporary issues.

To achieve this, we must all join hands to continue to revolutionize our education, and to support it with all that is required to transform it into a globally pioneering educational system.

My warmest regards to you, dear students, and my deepest gratitude to my fellow teachers.

Professor Doctor Reda Hegazy

Minister of Education and Technical Education

Contents

How the world works



Unit 10 She's an engineer 2

Play time 12



Unit 11 It's rainy 14

Play time 24



Unit 12 Let's go shopping 26

Play time 36



Unit 13 I can see a rocket..... 38

Play time 46

Review 3 48

Communication



Unit 14 At the library 54

Play time 64



Unit 15 At the market 66

Play time 77



Unit 16 It's ten o'clock 78

Play time 86



Unit 17 Let's read a story 88

Review 4 100

Cutouts 104

Scope and sequence


How the world works

| Unit | Vocabulary | Language | Phonics | Life skills | Values | Issues and challenges | Integrated cross-curriculum topics |
|--------------------------|--|--|--|---|--|---|--|
| 10 She's an engineer | dentist, teacher, engineer, doctor, vet, ten firefighter, police officer, soldier | He's/She's a (police officer). I want to be a (doctor). | e: egg, exit, engineer, vet, ten l: lamp, leaf, lemon, lamb | Creativity Communication Self-management | Respect for diversity: Different jobs Independence | Non-discrimination: Boys and girls can choose equal jobs | Art: Making a poster about one's self Drama: Role-playing Social Studies: Some occupations and crafts Science: Natural and synthetic objects in the environment |
| 11 It's rainy | sunny, cloudy, rainy, windy, hot, cold; window, rainbow, sky, sun, cloud, spring, winter, summer, fall, red, yellow, orange, blue, green, purple | It's (hot). What's (red) and (yellow)? What's this? It's a (red pen). No, it isn't! Yes, it is! | w: windy, window, watch m: moon, map, mom | Communication: Self-expression | Curiosity: Seasons | Citizenship: Winter in Egypt | Art: Colors Science: Rainbows Geography: The map of Egypt |
| 12 Let's go shopping | sweater, jacket, skirt, T-shirt, socks, pants, shoes, zipper; white | What is this? It's a skirt. What are these? They're shoes. How much are the (figs)? | j: jump, jacket, jam v: violin, van, vet | Self-management: Sorting clothes Collaboration: Project | Empathy: Tidying up | Environmental responsibility | Math: Economic concepts, selling and buying |
| 13 I can see a rocket | bus, bicycle, car, astronaut, motorbike, truck, van, train, yacht, rocket; stop, go, cross, road | What can you see? I can see (2 bicycles). Stop! Go! Cross the road! | x: box, six, fox y: yellow, yogurt, yacht, yo-yo z: zebra, zoo, zipper | Creativity: Making safety signs Self-management | Respecting rules | Environmental responsibility | Social Studies: Means of transportation, traffic signs and rules |
| Review 3 | Revision from units 10-13 | | | | | | |

Scope and sequence

| Unit | | Vocabulary | Language | Phonics | Life skills | Values | Issues and challenges | Integrated cross-curriculum topics |
|---------------|---|--|---|---------------------------|---|--|--|--|
| Communication | 14 At the library | camel, elephant, snake, lion, monkey, jellyfish; ant, insect, octopus, under; nut, fox, olive, umbrella, mat, egg | It's a (monkey). What is it? It's a jellyfish. | Blending with vowels | Sharing | Communication: Verbal and non-verbal communication skills | Citizenship issues: Awareness of rights and duties | Science: Animal habitats Libraries: Organizing a competition within the library Art: Animals in art Project: Animal habitats |
| | 15 At the market | banana, apple, orange, mango, guava, date, watermelon, fig; carrot; eleven, twelve, thirteen, fourteen, fifteen, sixteen, seventeen, eighteen, nineteen, twenty, pound | How much is this? It's (five pounds). These are (figs). | Blending: fig | Accountability: Provision of resources | | Citizenship Issues: Awareness of rights and duties | Math: Routine math activities, addition strategies within the number 20 Spatial Value: 2-digit numbers, tens and units Numbers 11-20, Addition |
| | 16 It's ten o'clock | clock, visit, fish restaurant, Alexandria Library, beach, Qaitbay Fort, stand, line, librarian, shout, trash, tour guide, museum, nine, pyramid | It's (ten o'clock). Let's (visit the beach). At (3 o'clock). | Blending: bin – map – cap | Self-management: Set goals; Effective management and organization of tasks | Respecting rules | Citizenship issues: Awareness of rights and duties Loyalty | Libraries: The role of the librarian Loyalty Social Studies: Some traditional monuments and sites in Egypt |
| | 17 Let's read a story: Goldilocks and the Three Bears | Goldilocks, Baby Bear, Mommy Bear, Daddy Bear, food, hot, cold, sad, happy, yummy, hungry | This is (Goldilocks). It's (hot). She likes this! Yummy. He is hungry. Look! Somebody ate all/ from my food. They are not happy. She is sorry. They are all happy. | Word decoding, fluency | Respecting other's rights | Forgiveness Love and tolerance | | Art: Literature |
| Review 4 | | Revision from units 14-17 | | | | | | |

Theme 3: How the world works



She's an engineer



1 Look, listen, and repeat



engineer

She's a vet.

He's a dentist.

And she's a doctor.

doctor

vet

dentist

Oh look! He's a firefighter.

firefighter

He's an engineer.



1 Listen, point, and say



dentist



teacher



engineer



doctor



vet




firefighter



police officer



2 Look and say



He's a police officer.



She's an engineer.



3 Sing



Video



e l

Learn sounds with Busy Bee!

Phonics Unit 10



1 Listen and repeat



2 Look and circle e and l



eggs



exit



engineer



ten



lamp



leaf



lemon



lamb



abcdefghijklmnopqrstuvwxyz

Phonics: the e and l sounds

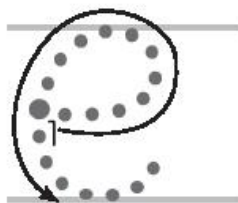


Learn to write with Busy Bee!

Writing Unit **10**



1 Look, trace, and say



e ggs



vet



e xit



e ngineer



abcd **e** fghijklmnopqrstuvwxyz

Writing: e



Learn to write with Busy Bee!

Writing Unit
10



l Look, trace, and say



amp



emon



eaf



amb



abcdefghijklmnopqrstuvwxyz

Writing: /



Learn about words with Busy Bee!

Phonics **Unit 10**



1 Listen and write the first letter



1



g g

2



e m o n

3



a m b



2 Listen and write the middle letter



1



l g

2



v t

3



t n



a b c d **e** f g h i j k **l** m n o p q r s t u v w x y z

Phonics: Distinguishing sounds in words

I want to be...

Listening and
speaking

Unit
10



1 Listen and number



I want to be a firefighter.



I want to be a police officer.



2 Role-play



I want to be a doctor.



I want to be
an engineer.



I want to be a
soldier.

Language: I want to be a ...



1 Read, write, and draw. Then say

My name is I live in

I am years old. I want to be a/an



Art: Making an identity card

How things are made

Connect with
Industry **Unit 10**



1 Listen, read, and follow



1



T-shirt



cotton



fabric

A T-shirt is made of fabric. Fabric is made from cotton.

2



bread



wheat



flour

Bread is made from flour. Flour is made from wheat.



Video



1 Sort and draw



Connect with Industry



flour




wheat



cotton



fabric



Unit review 10



2 Look and draw

Vocabulary



Phonics

e

l



Life skills



Industry



Play time



Look and match



doctor



engineer



teacher



vet



dentist



firefighter



1 Trace



2 Look, read, and say

1



He's a firefighter.

2



She's an engineer.

3



She's a doctor.

Teacher assessment



It's rainy



1 Listen, read, and repeat



It's rainy today!

I like rainy days!
It's windy, too.

Whoa! My umbrella!



1 Listen, point, and say



1



sunny

2



cloudy

3



rainy

4



windy

5



hot

6



cold



2 Look and write

rainy

sunny

~~hot~~

cold

1



It's hot.

2



It's .

3



It's .

4



It's .

Language: It's (sunny).



m w

Learn sounds with Busy Bee!

Phonics **Unit 11**



1 Listen and repeat



2 Look and circle **m** and **w**



windy



window



watch



moon



map



mom

Phonics: The **m** and **w** sounds



abcdefghijklmnopqrstuvwxyz **m** **w**



w m

Learn to write with Busy Bee!

Writing

Unit
11



1 Look, trace, and say



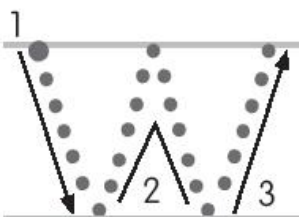
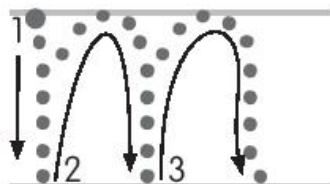
m ap



m oon



m o m



w indy



w atch



abcdefghijklmnopqrstuvwxyz

Writing: m and w

Learn colors with Busy Bee!

Connect
with Art **Unit 11**



1 Read. Then ask and answer



red yellow orange

Red and yellow make orange.



What's red and yellow?



red blue purple

Red and blue make purple.



yellow blue green

Yellow and blue make green.

CLIL: Art: Mixing colors


Rainbows



Connect with
Science **Unit 11**



1 Look, listen, and say



2 Look, listen, and point



It's rainy.



It's sunny.



It's a rainbow. It's colorful!

CLIL: Science: Rainbows

The seasons

Connect with
Science

Unit
11



1 Listen, point, and say




Video

spring



summer



winter



fall



It's winter in Egypt

Connect with
Geography **Unit 11**



1 Look, point, and say



Cairo.



It's cloudy.

CLIL: Geography: Weather in Egypt

Hana's picture

Story **Unit 11**



0 Listen to the story. Then role-play



1



Hello, Hana.
What's this?

It's a cloud.

2



What's this?
Is it a red pen?

No, it isn't!



Go to page 105



3



Is it a rainbow?

Yes, it is!

4



Look outside! It's a rainbow.

Let's play outside!


Drama: Role-playing a story

Unit review **Unit 11**



2 Look and draw

Vocabulary



Phonics m w




Art



Science



Geography



Play time



1 Look and read. Then trace and color




green



purple



indigo





Look and match



Teacher assessment ☒ ☐



Let's go shopping



1 Look, listen, and repeat



What's this?

It's a jacket.

What are these?

They're socks.

They're yellow.



1 Listen, point, and say



sweater



jacket



skirt



T-shirt



socks



pants



shoes



zipper



2 Ask and answer

1



2



3



4



5



6



Look at number 1.
What's this?



It's a skirt. It's orange.



Look at number 2. What are these?



They're shoes. They're white.

Language: What are these? They're shoes.



j v

Learn sounds with Busy Bee!

Phonics **Unit 12**



1 Listen and repeat



jump



2 Look and circle j and v



jacket



jam



van



violin



vet



abcdefghijklmnopqrstuvwxyz

Phonics: the j and v sounds



j v

Learn to write with Busy Bee!

Writing Unit 12



1 Look, trace, and say



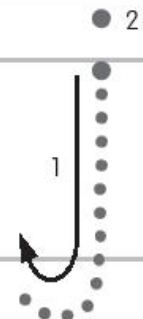
j am



j ump



j acket



v an



v et



abcdefghijklmnopqrstuvwxyz

Writing: j and v

Learn about words with Busy Bee!



1 Listen and write the first letter



1 iolin



2 am



3 ump



2 Listen and write the missing letter



1 5 fi e

2 an

3 pa amas



abcdefghijklmnopqrstuvwxyz

Phonics: Distinguishing sounds in words



1 Look, read, and match



2 Say

1



2



3



4



It's

They're

They're

It's

socks.

a T-shirt.

shoes.

a jacket.



Tidying up



Story

Unit
12



1 Listen to the story. Then role-play



1



2



Self-management: Sorting clothes



3

Are these your pants?

Yes, they are.



4

Is this my T-shirt?

No, it isn't. This is your T-shirt.



Project

Project **Unit 12**



1 Work in groups. Draw and make a seasons chart



2 Role-play what you wear in each season

Show and tell



1 Show and tell



Language: It's (hot) in (summer).

Unit review Unit 12



2 Look and draw

Vocabulary



Phonics







Life skills



Role-play



Project



Play time



1 Color and say. Then write

jacket ~~skirt~~ T-shirt socks pants




It's a skirt. It's blue and orange.




skirt











1 Look, match, and write **j** or **v**

1



jump

2



....iolin

3



....am

4



....acket

5

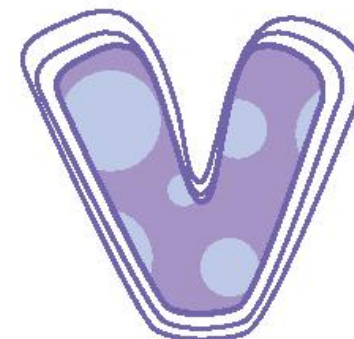


....an

6



....et



Teacher assessment



I can see a rocket



1 Listen, read, and repeat



train

yacht

motorbike

What can you see?

rocket

astronaut

I can see a truck and a bicycle.

I can see two motorbikes.

I can see a bus.

bus

truck

bicycle



1 Listen, point, and say



bus



bicycle



car



motorbike



truck




van



train



yacht



rocket



2 Look, ask and answer

What can you see?



I can see two bicycles.



3 Sing



Video

Language: I can see two cars.



x y z

Learn phonics with Busy Bee!

Unit
Phonics **13**



1 Listen and repeat



2 Look and circle **x**, **y** and **z**



bo**x**



si**x**



fo**x**



yacht



yogurt



yo-**y**o



zebra



zoo



zipper



abcdefghijklmnopqrstuvwxyz**x y z**

Phonics: The x, y and z sounds



X Y

Learn to write with Busy Bee!

Writing Unit 13



1 Look, trace, and say



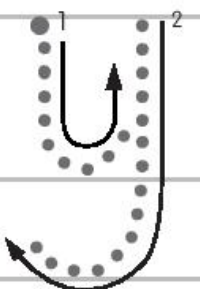
six



box



fox



yogurt



yo-yo



abcdefghijklmnopqrstuvwxyz xy z

Writing: x and y



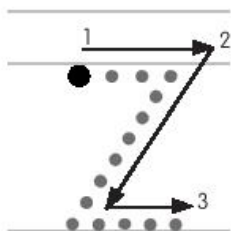
x y z

Learn to write with Busy Bee!

Writing **Unit 13**



1 Look, trace, and say



zoo

zipper



2 Listen and write the missing letter



1



ebra

2



fo

3



acht



abcdefghijklmnopqrstuvwxyz **x y z**

Writing: x, y and z

Let's be safe

Issues **Unit 13**



1 Listen and point



Video



2 Look and match

1



Stop!

2



Go!

3



Cross the road!

a



b



c




Issues: Safety

Project

Project ^{Unit} 13



1 Work in groups. Draw and make a traffic sign



Show and tell



1 Show and tell



Language: Stop! Go! Cross the road.

Unit review

Unit
13



2 Look and draw

Vocabulary



Phonics

X

Y

Z



Issues



Project



Play time



1 Look, count, and write

~~cars~~ bus bicycles vans trains



I can see three cars



I can see



I can see



I can see



I can see



1 Look and draw



1



2



3



4



5



6



Teacher assessment





Review 3



1 Listen and point

1



2



3



2 Point, ask, and answer


4



What can you see?

I can see a train.





What can you see?

1



3



2



Revision of vocabulary and language from units 10–13



Learn to write with Busy Bee!

Writing

Review
3



1 Look and write the missing letter

1



gg

2



v t

3



leaf

4



dentist

5



mother

6



map



abcdefghijklmnopqrstuvwxyz



1 Look, read, and match

1



2



3



4



5



It's

It's a

It's

It's

It's a

sunny.

windy.

cloud.

rainy.

rainbow.

Now I can say ...



e



l



m



w



j



v



x



y



z



Theme 4: Communication



At the library



Look, listen, and repeat



Look! It's a book about animals.

Oh, that's a jellyfish. It lives in the sea.

Look! A monkey!


Yes. It lives in the jungle.



1 Listen and repeat



camel



elephant



snake



lion



monkey



jellyfish



2 Listen and say the number



1



2



3



4



5



6



It's a camel.



5.

Language: It's a (camel).



Learn sounds with Busy Bee!

Phonics **Unit 14**



1 Listen and repeat



Aa



ant

Ee



elephant

Ii



insect

Oo



octopus

Uu



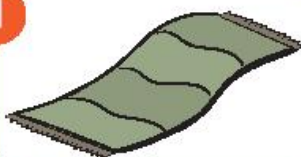
under



2 Look, listen, and write the missing letter



1



m....t

2



....n

3



n....t

4



n....t

5



....n

6



f....x



a b c d e f g h i j k l m n o p q r s t u v w x y z

Phonics: Short vowels



Learn language with Busy Bee!

Usage **Unit 14**



1 Listen, match, and say



a

e

i

o


u




an apple



an insect



an egg



an olive



an umbrella



2 Look and write **a** or **an**

1



..... elephant

2



..... camel

3



..... jellyfish

4



..... octopus



a b c d **e** f g h **i** j k l m n **o** p q r s t **u** v w x y z

Usage: **a** and **an**

Where do animals live?

Connect with
Science

Unit
14



Listen and follow



jungle



desert




sea

Language: It's a parrot. It lives in the jungle.

CLIL: Science: Animal habitats



1 Point, ask, and answer



What is it?


Where does it live?

It's a jellyfish.

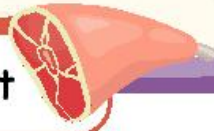
It lives in the sea.



Look and sort



Eats meat



Eats plants





1 Which animals can you see? Look and say



CLIL: Animals in Art

Project

Project **Unit 14**



Work in groups. Draw, cut, and make animal habitats



Show and tell



1 Show and tell



Language: *The (monkey) lives in the (jungle).*

Unit review ^{Unit} 14




2 Look and draw


Vocabulary




Phonics a e i o u



Science





Project




Play time



Color and say



It's an elephant.
It's gray.





Look and sort



fish



snake



parrot



octopus



fox



jellyfish



camel



monkey

sea

1

2

3

desert

1

2

3

jungle

1

2

3

Teacher assessment





1 Look, listen, and repeat



Look! This is a watermelon.

How much is the watermelon?

It's fifteen pounds.

These are dates.



1 Listen and repeat



banana



apple



orange



mango



guava



date



watermelon



fig



2 Look, ask, and answer

How much is a mango?



It's 5 pounds.

How much are these?



They're 10 pounds.



Video

Language: These are (figs). How much are these? They're (five) pounds.



Learn phonics with Busy Bee!


Phonics **Unit 15**



1 Look, listen, and repeat



Bb



banana

Ff



fig

Gg



guava



2 Look, blend, and write

1

f i g

2

b i g

fig



3 Read

It's a big fig!



4 Read and circle

- 1 It's an (guava/apple).
- 2 It's a (banana/orange).
- 3 It's an (orange/fig).

Phonics: Blending



a b c d e f g h i j k l m n o p q r s t u v w x y z



Learn language with Busy Bee!

Listening and
speaking

Unit
15



1 Listen and match



2 Listen again and say



apple




carrot



fig



banana



eggplant



date



cucumber

1 syllable

2 syllables

3 syllables



abcdefghijklmnopqrstuvwxyz

Phonics: Syllables

Learn numbers with Busy Bee!

Connect
with Math **Unit 15**



1 Look, listen, and say



2 Listen and point



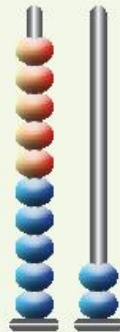
11

eleven



12

twelve



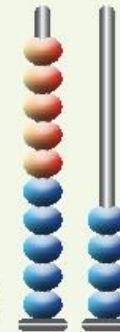
13

thirteen



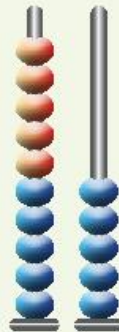
14

fourteen



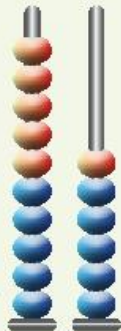
15

fifteen



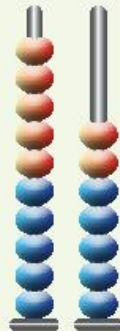
16

sixteen



17

seventeen



18

eighteen



19

nineteen



20

twenty



Learn to add with Busy Bee!

Connect
with Math

Unit
15



1 Look and say



2 Draw and write

1  +  =  eleven

five six Five plus six is eleven.

2  +  

ten four Ten plus four is fourteen.

3  +  

seven eleven Seven plus eleven is eighteen.

CLIL: Math: Numbers 11-20

Let's save money

Accountability **Unit 15**



1 Look, listen, and say



1



One pound

2



Five pounds

3



Ten pounds

4



Twenty pounds

Accountability: Saving money


Let's count money

Connect
with Math **Unit 15**



1 Look, listen, and say



1  +  = 

2  = 

3  = 

4  -  = 

5  -  = 

Two pounds plus three pounds
is five pounds.



Twenty minus ten is ten.



Let's go shopping

Speaking **Unit 15**



1 Look, ask, and answer



Video





1 Ask and answer

Can I have some figs, please?

10 pounds plus 3 pounds is 13 pounds.



Yes, that's 13 pounds, please.



Go to page 107 and 109

Show and tell



1 Show and tell



Language: How much are they?
They are six pounds.

Unit review ^{Unit}15



2 Look and draw

Vocabulary




Phonics

f i g




Math

11 12 13 14
15 16 17 18
19 20



Money



Life skills



Play time



1 Count and match



2 Color

10

12


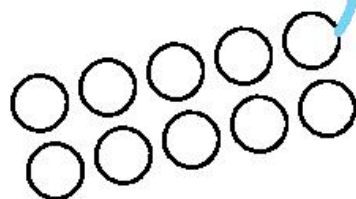



13

15

17

19

20



Teacher assessment



It's ten o'clock



1 Look, listen, and repeat



It's ten o'clock. Let's visit the beach.

Let's visit Qaitbay Fort at 3 o'clock.

Let's visit the Alexandria Library at 12 o'clock.

Let's eat fish at a restaurant at 6 o'clock.



1 Listen, point, and say



1



The beach



2



The Alexandria Library



3



Qaitbay Fort



4



A restaurant



Let's take care of Egypt



1 Look and draw ☹ or ☺

1



2



3



4



At the Alexandria Library

Life skills **Unit 16**



1 Listen and number



I always stand in a line.



I throw trash in the trash can.



I don't shout.



I ask the librarian before I take anything.

What's the time?

Listening and
reading

Unit
16



1 Listen, point, and say



one o'clock



two o'clock



three o'clock



four o'clock



five o'clock



six o'clock



seven o'clock



eight o'clock



nine o'clock



ten o'clock



eleven o'clock



twelve o'clock



Learn sounds with Busy Bee!

Unit
Phonics **16**



1 Listen and repeat

Cc



clock

Mm



museum

Nn



nine

Pp



pyramids



2 Unscramble and write

1

x i s

six



3

m p a



2

p a c



4

m n a



abcdefghijklmnopqrstuvwxyz

Phonics: The c, m, n and p sounds

My beloved Egypt

Tourism **Unit 16**



1 Listen and draw



Video

1



Qaitbay Fort



2



The Pyramids



3



The Egyptian Museum



4



The Alexandria Library



5



The Cairo Tower



6



The Coptic Museum



Show and tell



1 Show and tell



Language: It's (three) o'clock.

Unit review ^{Unit}16



2 Look and draw

Vocabulary



Phonics

m

a

p




Life skills



Social Studies



Math



Play time




1 Look, read, and draw


Ten o'clock



Six o'clock



Eleven o'clock





1 Look and match



Teacher assessment ☒



Let's read a story

Goldilocks and the Three Bears



By: Mandy Loader

Illustrated by: Nathalie Gavet



This is Goldilocks.



This is Mommy Bear.




This is Daddy Bear.




This is Baby Bear.



It's hot!



It's cold!



She likes this! Yummy 🤩!



Baby Bear is hungry!



Look! Somebody ate from my food! 😞



Look! Somebody ate from my food, too! 😞



Look! Somebody ate all my food! 😞



Mommy Bear, Daddy Bear, and Baby Bear are not happy 😞 . Goldilocks is sorry.



Now they are all happy! 😊

The characters



b

a Baby Bear



b Goldilocks



c Mommy Bear



d Daddy Bear

Feelings and emotions



1 Read and number

1 hot

2 cold

3 sad

4 hungry

a



b



c



d



Events in the story



1 Listen and number



a



b



c



d



e



f




Beginning, middle, and end



1 Look and match



2 Act the story



Beginning

Middle

End

Teacher assessment



Goldilocks and the Three Bears



1 Read and draw

I liked: 😊

I didn't like: ☹️



Review 4



1 Listen and repeat

Aa



apple

Bb



book

Cc



cat

Dd



daddy

Ee



elephant

Ff



four

Gg



guitar

Hh



hello

Ii



in

Jj



jacket

Kk



kick

Ll



lion

Mm



mouth

The alphabet: small and capital letters



Nn



nut

Oo



orange

Pp



piano

Qq



queen

Rr



rocket

Ss



strawberry

Tt



teddy bear

Uu



under

Vv



vet

Ww



watermelon

Xx



fox

Yy



yogurt

Zz



zoo

The alphabet: small and capital letters



1 Read and circle

1



h b u s m

2



t a v a n

3



n e t n s

4



p f o x k



2 Unscramble and write

1



cat

tca

2



dbe

3




xis

Revision of writing from units 14–17




Now I can say ...

Review
Assessment 4



bus



cat




ten



in



fox

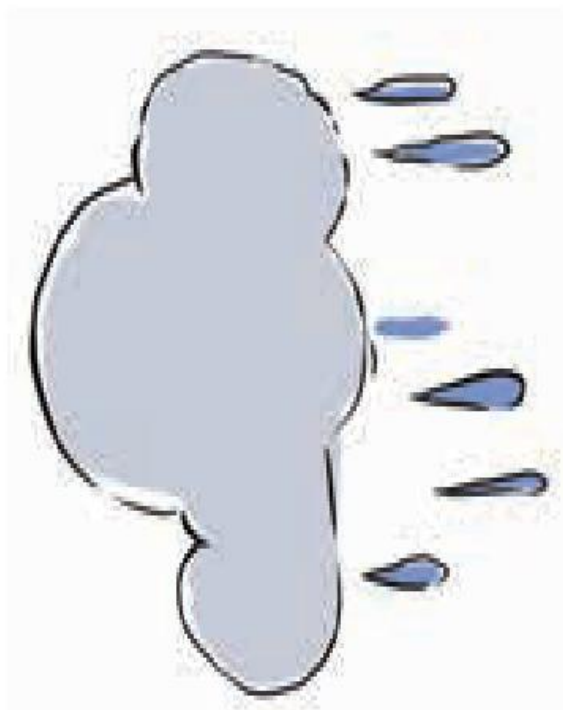


Cutouts

Unit



It's rainy





Unit

15 At the market





Unit

15 At the market







Egyptian International Publishing Company – Longman



10a Hussein Wassef Street
Messaha Square
Dokki
Giza
Arab Republic of Egypt

© copyright held jointly by special agreement between the Egyptian Ministry of Education and Technical Education and the Egyptian International Publishing Company - Longman



York Press Ltd.
322 Old Brompton Road,
London SW5 9JH,
England

Pearson Education Limited
Edinburgh Gate
Harlow
Essex CM20 2JE
England and Associated Companies throughout the world.

First published 2018
This impression 2022
ISBN 978-977-16-1497-5
Deposit No. 14619/2018
Printed by

The rights of Mary Charrington to be identified as author of this Work have been asserted by her in accordance with the Copyright, Designs and Patents Act 1988.

All rights reserved; no part of this publication may be reproduced, stored in a retrieval system or transmitted in any form or by any means, electronic, mechanical, photocopying, recording or otherwise, without the prior written permission of the copyright holders.

Commissioned photography: Emad Allam

Other photographs sourced by York Press

The Publishers are grateful to all those who have given permission to reproduce copyright material, including York Press for granting rights to the Super Rory Readers to use in the Connect Series.

Alamy Stock Photo/ robertharding for p21 Aswan; iStockphoto/ Joel Carillet for p21 Port Said; Shutterstock/ Satyrenko for p3, p11, p48 and p52 dentist / wavebreakmedia for p3, p4, p11, p48 and p52 teacher / F8 studio for p3, p4, p11, p48 and p52 engineer / kurhan for p3, p48 and p52 doctor / didesign021 for p3, p28, p29, p48 and p52 vet / Flashon Studio for p3, p11, p48 and p52 firefighter / Natika for p4 and p52 eggs / pockygallery for p4 and p5 exit / Roman Yastrebinsky for p4 lamp / Anna Kucherova for p4 and p52 lemon / Djem for p4 lamb / Dmitri Ma for p11 vet / MIGUEL GARCIA SAAVEDRA for p16 watch / ZouZou for p16 mom / Elzbieta Sekowska for p21 Luxor / Copycat37 for p21 Alexandria / Anton Kudelin for p21 Cairo / pic0bird for p27, p48 and p52 sweater / Tarzhanova for p27, p31, p35 and p52 jacket / Vitalii Gorbatiuk for p27, p48 and p52 skirt / Khvost for p27, p31, p35, p48 and p52 socks / elenovsky for p27, p31, p48 and p52 pants / Mauro Rodrigues for p27, p31, p35, p48 and p52 shoes / oksana2010 for p27, p40 and p42 zipper / michaeljung for p28 and p30 and p52 jump / Nerthuz for p39, p48, p52 and p102 bus / MossStudio for p39, p45, p48 and p52 motorbike / Fotocrisis for p39, p45, p48 and p52 truck / nullplus for p39, p45, p48, p52 and p102 van / Tommy Alven for p39, p45, p48 and p52 train / Eric Isselee for p40, p41 and p52 fox; p55, p59 and p103 jellyfish; p55, p59, p60 and p103 lion; p55 and p59 monkey / Pavel L Photo and Video for p43 2a / Veniamin Kraskov for p43 2b / Tomas Nevesely for p43 2c / Kzenon for p47 1 / granata68 for p47 2 / Newman Studio for p47 3 / sonya etchison for p47 4 / Dieter Hawlan for p47 5 / kilukilu for p47 6 / gualtiero boffi for p55, p59, p60 and p103 elephant / Laborant for p55, p58, p59 and p103 camel / PetlinDmitry for p55 and p103 snake / Cat Downie for p58, p59 and p100 fox / Tracy Starr for p58 and p103 parrot / zhengzaishuru for p58 and p59 octopus / Neirfy for p58 dolphin / AustralianCamera for p58 and p63 jungle / Henderbeth for p58 desert / Dmitry Polonskiy for p58, p78, p79, p85, p100 and p103 sea / Christian Lehmann for p60 crocodile / FFDMM for p60 giraffe / apple2499 for p60 tiger / Benny Marty for p60 panda / Katsiuba Volha for p61 1 / Adwo for p61 2 / Resozone for p61 4 / Tim UR for p67, p69, p100 and p103 apple / Maks Narodenko for p67 and p103 orange; p69 eggplant / Yello Cat for p67, p100 and p103 mango / kyseleva Inna for p67, p100 and p103 guava / Africa Studio for p67, p100 and p103 watermelon / RAndrei for p69 cucumber / Ann in the uk for p72 and p76 boy / Copycat37 for p78 Alexandria Library / eFesenko for p78, p79, p85, p100 and p103 Qaitbay Fort / BK Kliaphuangphit for p80 3 / Danupol Wongchai for p80 4 / Maximys15 for p83, p84 and p85 museum / Khaled ElAdawy for p84 Citadel / Merydolla for p84 Khan el-Khalili / givaga for p84 and p100 Cairo Tower / Victor Jiang for p84 Coptic Museum / mikedrayer for p102 net

Illustrators: Amal Samir, Carol Jonas, Dusan Pavlic, Sue Woollat, Robin Edmonds, Mark Brierley

Every effort has been made to trace the copyright holders and we apologise in advance for any unintentional omissions. We would be pleased to insert the appropriate acknowledgement in any subsequent edition of this publication.

Acknowledgements

The Publisher would like to thank the following organizations for their sincere efforts in providing cultural and educational advice to this edition of the book:

The English Counsellor's Office (Ministry of Education)

The Center for Curriculum and Instructional Materials Development