

## Foreword

This is a pivotal time in the history of the Ministry of Education and Technical Education (MOETE) in Egypt. We are embarking on the transformation of Egypt's K-12 education system (Education 2.0) starting in September 2018 with KG1, KG2 and Primary 1, continuing to be rolled out year after year until 2030. We are transforming the way in which students learn, to prepare Egypt's youth to succeed in a future world that we cannot entirely imagine. The rapid technological advancement and disruptions to industries and the workplace requires MOETE to undergo a major configuration of when to learn and what to learn. The foundational skills of literacy, numeracy and digital literacy are the core. Education at a young age also needs to be multidisciplinary to broaden students' horizons, integrating the essential soft skills and competencies such as communication and critical thinking into the school curriculum. There must be joy in learning so that students are motivated to engage in lifelong learning throughout their lives keeping up and staying ahead of changes in the world.

Curriculum is not the end but the beginning of the important process of changing Egypt's education system. MOETE is very proud to present this new series of textbooks, *Connect*, with the accompanying digital learning materials that capture its vision of the transformation journey. This is the result of much consultation, much thought and a lot of work. We have drawn on the best expertise and experience from national and international organizations and education professionals to support us in translating our vision into an innovative national curriculum framework and exciting and inspiring print and digital learning materials.

The MOETE extends its deep appreciation to its own Center for Curriculum and Instructional Materials Development (CCIMD) and specifically, the CCIMD Director and her amazing team. MOETE is also very grateful to the minister's senior advisors for curriculum and early childhood education. Our deep appreciation goes to Discovery Education, Nahdet Masr, Longman Egypt, UNICEF, UNESCO, World Bank Education Experts and UK Education Experts who, collectively, supported the development of Egypt's national curriculum framework. I also thank the Egyptian Faculty of Education professors who participated in reviewing the national curriculum framework. Finally, I thank each and every MOETE administrator in all MOETE sectors as well as the MOETE subject counsellors who participated in the process.

This transformation of Egypt's education system would not have been possible without the significant support of Egypt's current president, His Excellency President Abdel Fattah El-Sisi. Overhauling the education system is part of the president's vision of 'rebuilding the Egyptian citizen' and it is closely coordinated with the Ministries of Higher Education and Scientific Research, Culture, and Youth and Sports. Education 2.0 is only a part in a bigger national effort to propel Egypt to the ranks of developed countries and to ensure a great future to all of its citizens.

## **A Word from the Minister of Education and Technical Education**

It is my great pleasure to celebrate this extraordinary moment in the history of Egypt where we launch a new education system designed to prepare a new Egyptian citizen proud of his Egyptian, Arab and African roots - a new citizen who is innovative, a critical thinker, able to understand and accept differences, competent in knowledge and life skills, able to learn for life and able to compete globally.

Egypt chose to invest in its new generations through building a transformative and modern education system consistent with international quality benchmarks. The new education system is designed to help our children and grandchildren enjoy a better future and to propel Egypt to the ranks of advanced countries in the near future. The transformation of the Egyptian citizen is Egypt's national project for the years to come and it is the only safeguard for a prosperous future.

The fulfillment of the Egyptian dream of transformation is indeed a joint responsibility among all of us; governmental institutions, parents, civil society, private sector and media institutions. Here, I would like to acknowledge the critical role of our beloved teachers who are the role models for our children and who are the cornerstone of the intended transformation.

I ask everyone of us to join hands towards this noble goal of transforming Egypt through education in order to restore Egyptian excellence, leadership and great civilization.

My warmest regards to our children who will begin this journey and my deepest respect and gratitude to our great teachers.

**Dr. Tarek Galal Shawki**  
**Minister of Education and Technical Education**




# Contents

## Who am I?



**Unit 1 Hello** ..... **2**

**Play time** ..... **8**



**Unit 2 This is me** ..... **10**

**Play time** ..... **16**



**Unit 3 My school bag** ..... **18**

**Play time** ..... **24**




**Unit 4 It's my birthday** ..... **26**

**Play time** ..... **34**


**Review 1** ..... **36**

## The world around me \_\_\_\_\_




**Unit 5 With my family** ..... **46**

**Play time** ..... **54**




**Unit 6 Let's play music** ..... **56**

**Play time** ..... **62**



**Unit 7 At home**..... **64**

**Play time** ..... **70**



**Unit 8 At the Pyramids** ..... **72**

**Play time** ..... **78**



**Unit 9 At the beach** ..... **80**

**Play time** ..... **86**

**Review 2** ..... **88**

# Scope and sequence

	Unit	Vocabulary	Language	Phonics	Life skills	Values	Issues and challenges	Integrated cross-curriculum topics
Who am I?	1 Hello	Hello, Goodbye, Miss Mona, Amira, Hana, Hany, Youssef	Hello. Goodbye. Shake hands. Play. What's your name? I'm (Hana). Open your book! Close your book!	b: bee, book, bag, bus, blue B: Busy Bee	<b>Communication: Self-expression:</b> I'm ... <b>Respect for diversity:</b> Let's make friends <b>Self-management:</b> I can follow instructions	<b>Love of friends:</b> Let's make friends!	Awareness of rights and duties	
	2 This is me	nose, mouth, eyes, ears, hands, hair	This is my (mouth). Touch your (nose). Well done!	h: hand, hair H: Hany, Hana n: nose, neck N: Noha	<b>Communication:</b> Listening and speaking <b>Self-management:</b> Let's be clean! <b>Critical thinking:</b> Observation	<b>Appreciation of science:</b> My body <b>Curiosity:</b> My body	<b>Preventative health:</b> Let's be clean!	<b>Science:</b> Keeping our body clean and healthy
	3 My school bag	bag, pen, pencil, pencil case, sharpener, ruler; one, two, three, four, five	What's this? It's a (pen).	p: pen, pencil P: Peter r: ruler, red R: Rasha	<b>Critical thinking: Observation:</b> Play time	<b>Curiosity:</b> Asking questions		<b>Math:</b> Learn numbers with Busy Bee
	4 It's my birthday	six, seven, eight, nine, ten; red, orange, yellow, green, blue, black	How old are you? I'm (six). One (orange) (cake). Two (blue) (balloons).	c: cake, card, candle C: Cairo  o: orange, on, olives O: Omnia	<b>Communication and self-management:</b> Show and tell <b>Collaboration and creativity:</b> Making a birthday card or a birthday cake	<b>Sharing, love and compassion:</b> A birthday party	<b>Community participation</b>	<b>Art:</b> Learn colors with Busy Bee! <b>Math:</b> Numbers 6-10
	Review 1	Revision from units 1-4			<b>Communication and sharing:</b> Listening and speaking <b>Self-management:</b> Self-assessment			

# Scope and sequence

## The world around me

Unit	Vocabulary	Language	Phonics	Life skills	Values	Issues and challenges	Integrated cross-curriculum topics
5 With my family	father, mother, grandfather, grandmother, brother, sister; please, thank you	Have some (cake). Who is this? This is my (mother).	f: flag, family father F: Fady t: tea, tree T: TV	<b>Communication: Self-expression:</b> Let's be polite <b>Collaboration and creativity:</b> Making a family tree	Love and respect: With my family	Community participation	
6 Let's play music	drum, flute, triangle, guitar, piano	I can play the (drum). I can (touch).	d: drum, dog D: Dina  g: guitar, green G: Gamila	<b>Communication:</b> Self-expression: I can play the (flute). <b>Critical thinking:</b> Play time	Curiosity: How we use our senses	Environmental awareness	<b>Science:</b> Our five senses <b>Music:</b> Common musical instruments
7 At home	living room, bedroom, kitchen, bathroom, garden; star, square, triangle, circle, rectangle	Where's the boy/girl? He's/She's in the (living room).	a: apple, ant A: Amira  s: star, square S: Sami	<b>Communication:</b> Listening and speaking <b>Creative thinking:</b> My home	Love of home	Loyalty and belonging: My home	<b>Math:</b> Learn shapes with Busy Bee! <b>Art:</b> My home
8 At the Pyramids	camel, key, pyramids, Sphinx, stones, king, queen; big, small	The (camel) is big. The (ant) is small.	k: key, kite K: King  q: quiet Q: Queen	<b>Respect for diversity:</b> I live in Egypt <b>Critical thinking:</b> Creating relationships: Big and small	Tolerance and acceptance of others: I live in Egypt	Loyalty and belonging: I live in Egypt	<b>Math:</b> Big and small <b>Social studies:</b> The pyramids

Unit		Vocabulary	Language	Phonics	Life skills	Values	Issues and challenges	Integrated cross-curriculum topics
	9 At the beach	kick, throw, skip, dig, swim; in, under, on, behind; box	I can (dig). Where is it? It's (under) the (book).	i: in, insect I: Injy  u: under, umbrella U: Uncle	<b>Communication:</b> Self-expression: I can ... <b>Critical thinking:</b> Observation: Where's ...?	<b>Curiosity:</b> positions	<b>Environmental responsibility:</b> Keeping the beach clean	<b>Science:</b> Recognizing body movements
Review 2		Revision from units 1-9			<b>Self-management:</b> Self-assessment			

# Theme 1



# Who am I?







1 Look, listen, and repeat



Hello. I'm Miss Mona.

Hello. I'm Hany.

I'm Youssef.

I'm Hana. What's your name?


I'm Amira.




**1** Listen, point, and say



**2** Look and say



Hello!




Goodbye!




I'm Hany.



I'm Hana.



I'm Youssef.



I'm Amira.



**3** Sing



**Language:** Hello. What's your name?



**b**

**B**

# Learn sounds with Busy Bee!



1 Listen and repeat




2 Look and circle **b** and **B**

bag



blue



Busy Bee

book



bus



a **b** c d e f g h i j k l m n o p q r s t u v w x y z

Phonics: the **b** sound



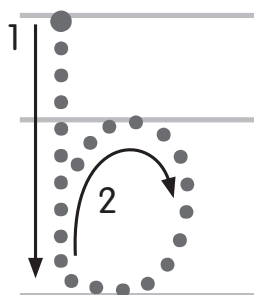
**b B**

# Learn to write with Busy Bee!

Writing **Unit 1**



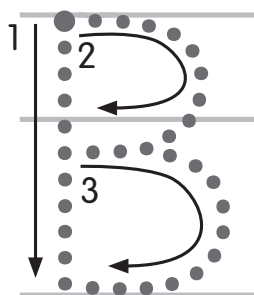
1 Look, trace, and say



bag



bus



book



blue



Busy Bee




A **B** C D E F G H I J K L M N O P Q R S T U V W X Y Z

# I can follow instructions!



1 Listen, point, and say



Open your book!



Close your book!



Open your bag!



Close your bag!



2 Listen and do







# Let's make friends




1 Look and say



Hello



shake hands



play



2 Sing and do



Video





Unit review

Unit  
1



3 Look and draw

Vocabulary



Phonics


b B







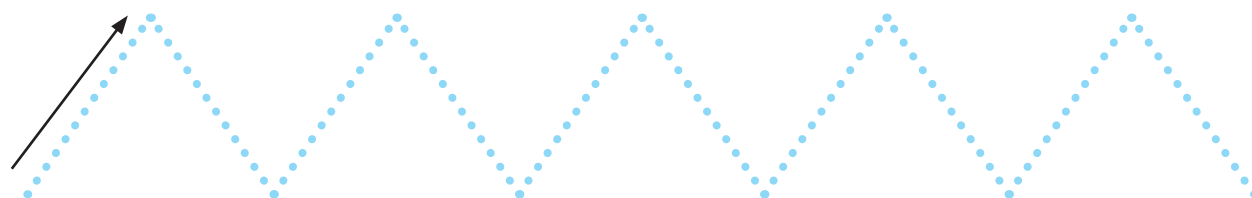

Life skills



# Playtime




1 Trace and complete the patterns








1 Trace and color



Teacher assessment





1 Look, listen, and repeat



Listen, Hany! Touch your nose.

This is my nose.

Well done, Hany.



**1** Look, listen, and say



eye



mouth



ear



nose





hand



**3** Sing



**2** Draw your face



**Language:** Touch your nose.

# Learn sounds with Busy Bee!

h n

H N

1 Listen and repeat



2 Look and circle h and n, or H and N

hand



hair



Hana



Hany

nose



Noha

neck


 a b c d e f g **h** i j k l m **n** o p q r s t u v w x y z

Phonics: the h and n sounds



h n  
H N

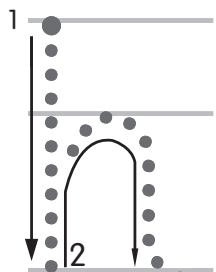
# Learn to write with Busy Bee!

Writing Unit  
2

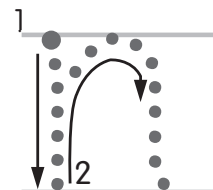


1 Look, trace, and say

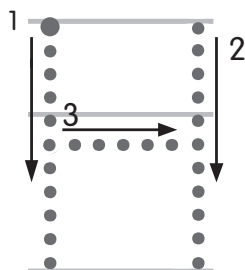
h and 



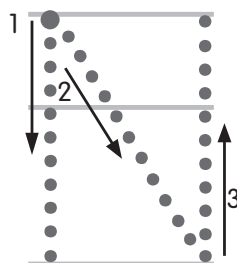
h air 



n ose 



H any 



n eck 

H ana 

N oha 



ABCDEFGHIJKLMNOPQRSTUVWXYZ



# Let's be clean!

Issues **Unit 2**



1 Listen and point, then say




face



hair



hand



teeth



salad







# Unit review

Unit  
**2**



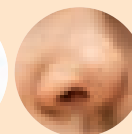
## 3 Look and draw

### Vocabulary




### Phonics

h n  
H N



### Issues



## 1 Look and draw



## 2 Say



1



2



3



4





Language: I'm clean.



# Play time



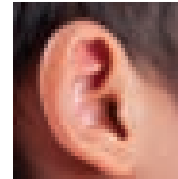
Look, color, and count





**1** Circle the odd one out

**1**



**2**


hand

Hana

Hany

Hello

**3**



**4**



Teacher assessment



# My school bag



1 Look, listen, and repeat



What's this?

It's a pencil.

What's this?


It's a pencil case.



**1** Listen and say



bag



pen



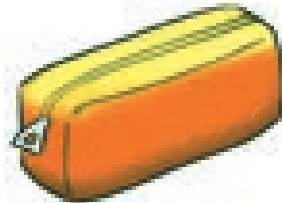
sharpener



ruler



pencil



pencil case



**2** Listen and point



**Language:** *What's this? It's a ...*

# Learn sounds with Busy Bee!



**p r**  
**P R**



1 Listen and repeat




2 Look and circle **p** and **r**, or **P** and **R**

**p**en




**p**encil



**P**eter



**r**uler



**r**ed



**R**asha



abcdefghijklmnopqrstuvwxyz **p q r** stuvwxyz

Phonics: the **p** and **r** sounds



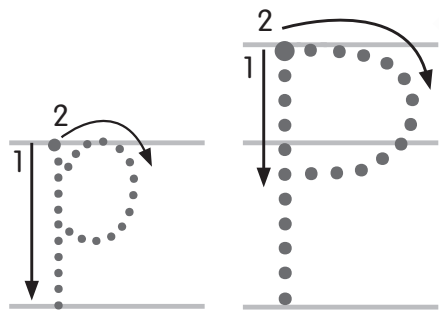
p r  
P R

# Learn to write with Busy Bee!

Unit  
Writing 3



1 Look, trace, and say



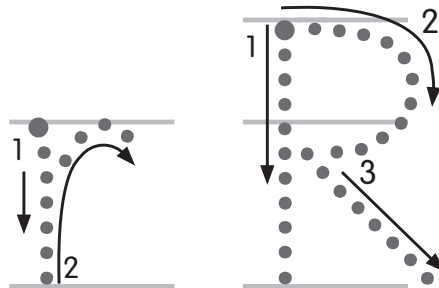
p en




pencil



Peter



ruler



red



Rasha



ABCDEFGHIJKLMNOPQRSTUVWXYZ




# Learn numbers with Busy Bee!



1 Listen and repeat




1 ball



2 balls



3 balls



4 balls



5 balls



# Learn numbers with Busy Bee!

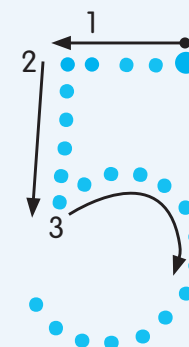
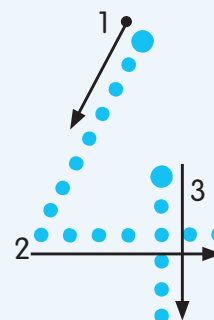
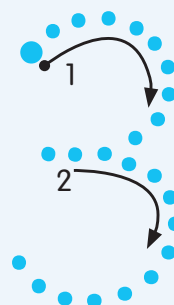
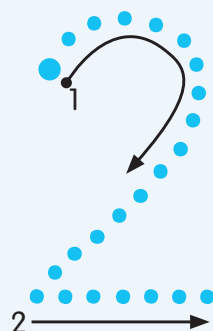
Math Unit **3**




I can count



1 Trace and say



2 Match and say



4

5

2

3

1



3 Sing and do



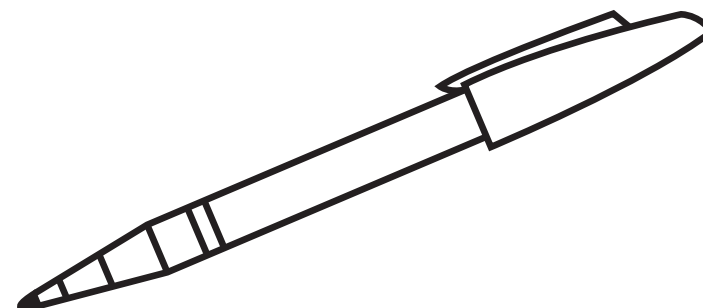
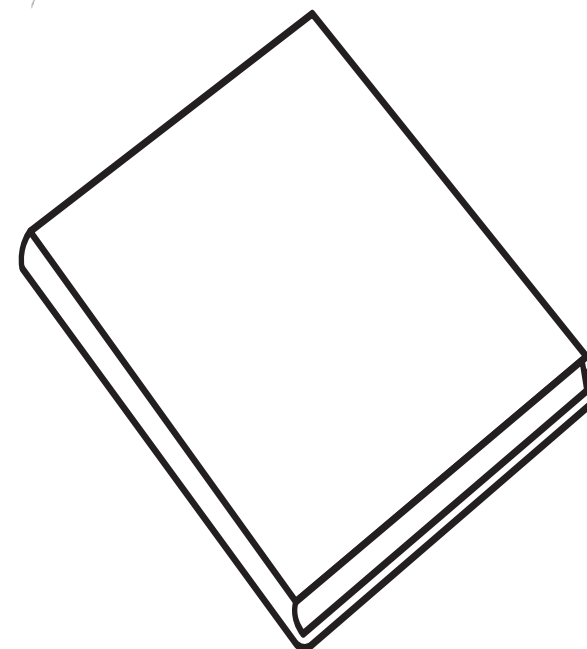

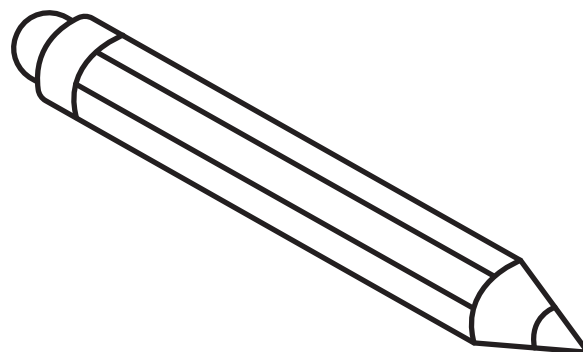


Video

English in the classroom: Math: Numbers 1-5

# Playtime



1 Match and color



Teacher assessment






# Unit review

Unit  
3





## 2 Look and draw

### Vocabulary



### Phonics

p r  
P R




### Math

1 2 5  
3 4



## 1 Count and color



1 2 3 4 5



1 2 3 4 5



1 2 3 4 5



1 2 3 4 5



1 2 3 4 5

# It's my birthday



1 Look, listen, and repeat



I'm ten. How old are you, Hany?

I'm six.

I'm six, too.

I'm seven.



# Learn numbers with Busy Bee!



Math  
Unit  
4



1 Look, listen, and trace



six



seven



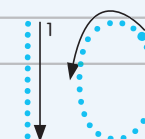
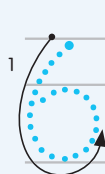
eight



nine



ten



2 Match and say



3 Sing and do



Video

English in the classroom: Math: Numbers 6–10

# Learn sounds with Busy Bee!



1 Listen and repeat



2 Look and circle **c** and **o**, or **C** and **O**



cake



card



candle



Cairo



orange



on



olives



Omnia

Phonics: the c and o sounds

abcdefghijklmnopqrstuvwxyz





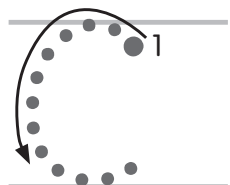
c o  
C O

# Learn to write with Busy Bee!

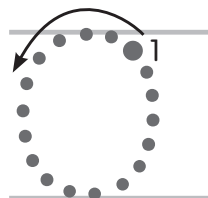
Writing Unit 4



Look, trace, and say



cake



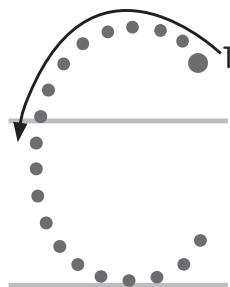

orange



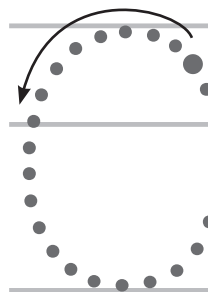
card



on




candle



olives



cairo



omnia




AB C DEFGHIJKLMN O PQRSTU VWXYZ

# Learn colors with Busy Bee!

Art  
Unit  
4



1 Listen and repeat



2 Listen and color



3 Say




English in the classroom: Art: Colors



**1 Count and write**



**2 Listen and color**



**3 Point and say**


**Language:** One orange cake. Two blue balloons.

# A birthday party


Project **Unit 4**



**1** Look and do



**2** Look and say



**Language:** *This is my (cake).*

# Show and tell



## 1 Show and tell



**Language:** *This is my card.*

## Unit review

Unit  
**4**



## 2 Look and draw

### Vocabulary

6 7 8 9 10



### Phonics

C O  
C O




### Math



### Art



### Project



# Playtime



1 Look and complete

1 2 3



8 10



7 9



2 Color the circles

5 7



4 6



6 8







**1 Look and color**

6



7



8



9



10



Teacher assessment ☒ ☐ ☐ ☐ ☐ ☐




# Review 1

Review  
1



1 Listen and point



2 Point, ask and answer




1 Listen and point



2 Point, ask and answer

What's this?

It's orange.





Look and say

1



It's a bus.

2



It's a book.

3



4



5



6



7



8





1 Complete and say

1		3		5		7		9	
---	--	---	--	---	--	---	--	---	--



2 Count and write


















1 Trace and join

book hand nose pen ruler



2 Say and write




---

---

---

---



---

---

---

---



---

---

---

---



---

---

---

---



---

---


---

---





1 Color and say



2 Write and say

orange



bag




nose



pen




uler



andle







Now I can say ...

Self-Assessment **Review 1**

1  
2  
3  
4  
5

☐

6  
7  
8  
9  
10

☐☐☐



Now I can say ...

Self-Assessment **Review 1**




B b




P p




R r




H h




C c



N n



O o



# Theme 2



# The world around me



# With my family



Look, listen, and repeat



Have some tea, Mother.

Thank you, Hany.

Please have some cake, Grandmother.

Thank you, Hana.






**1** Listen, point, and say



father



mother



sister




brother



grandfather



grandmother



Who is this?

This is my grandfather.



**2** Listen and say the number



Language: Who is this? This is my ...

# Learn sounds with Busy Bee!

**f t**  
**F T**

1 Listen and repeat



flag



2 Look and circle **f** and **t**, or **F** and **T**



family



Fady

father



tea



tree



TV

abcdefghijklmnopqrstuvwxyz

Phonics: the *f* and *t* sounds



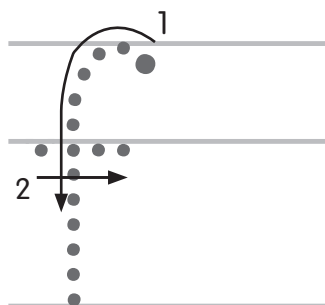
f t  
F T

# Learn to write with Busy Bee!

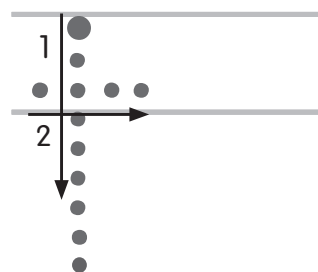
Writing Unit 5



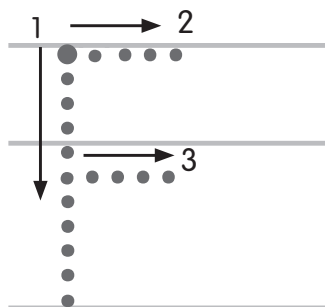
Look, trace, and say



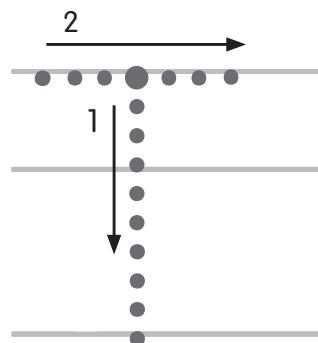
flag





tea



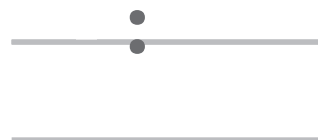
family



tree



ady



TV



ABCDEF GHIJKLMNOPQRS TUVWXYZ

# Let's be polite!

Life skills **Unit 5**



**1** Look and say



**2** Sing and do



Please.



Thank you.





1 Look and draw



1



2



3



4



Language: I'm polite.




# A family tree

Project **Unit 5**




**1 Look and make**



**Language:** *This is my family tree.*



# Show and tell



1 Show and tell



**Language:** *This is (my sister).*


Unit review

Unit  
5



2 Look and draw


Vocabulary




Phonics



Values and life skills



Project



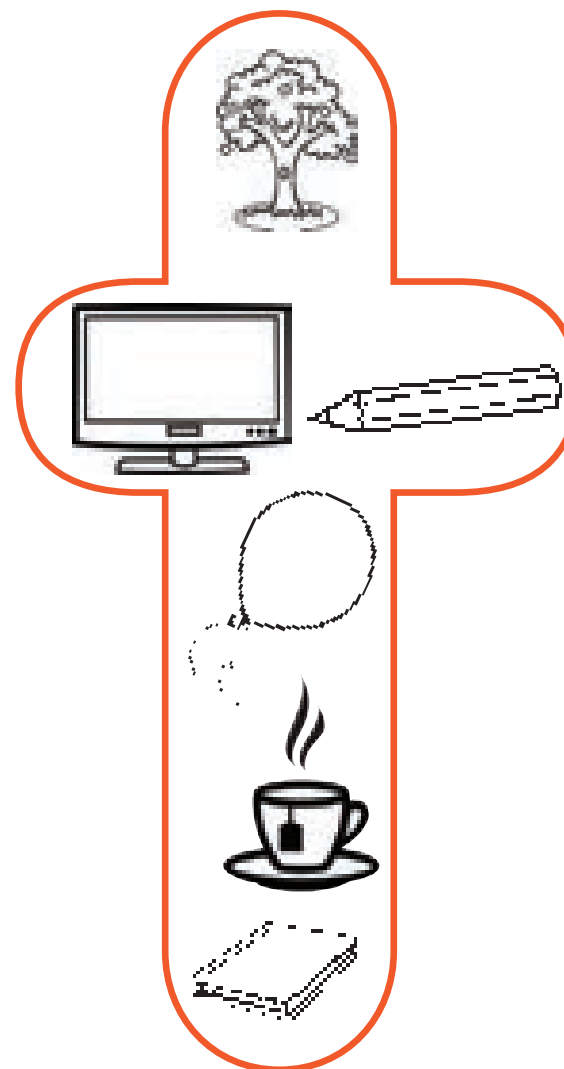

# Play time



1 Color the pictures that start with **f**



2 Color the pictures that start with **t**





1 Find, trace, and color

n



b



o




t



f



r



Teacher assessment



# Let's play music



1 Look, listen, and repeat

I can play the guitar.



I can play the drum.



I can play the triangle.



I can play the flute.



I can play the piano.  
Let's play together!





**1 Listen and repeat**



drum



flute



triangle



guitar





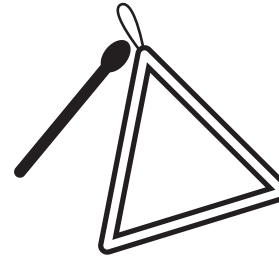
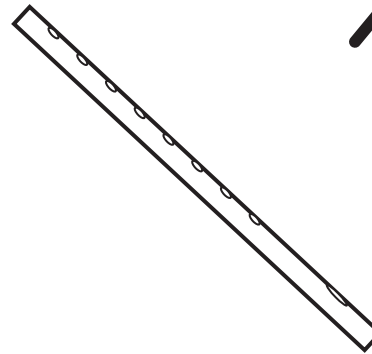
piano



**3 Sing**



**2 Color and say**



**Language:** I can play the (flute).



**d g**  
**D G**

# Learn sounds with Busy Bee!

Phonics **Unit 6**



1 Listen and repeat



2 Look and circle **d** and **g**, or **D** and **G**

drum



dog



Dina



guitar



Gamila



green



abc **d** ef **g** hijklmnopqrstuvwxyz

Phonics: the *d* and *g* sounds





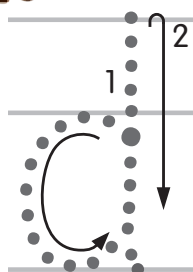
d g  
D G

# Learn to write with Busy Bee!

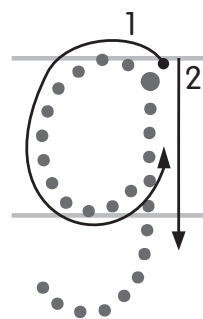
Writing Unit  
6



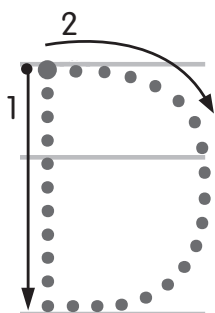
1 Look, trace, and say



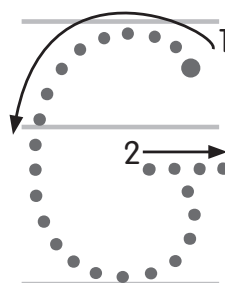
drum



guitar



dog



green



Dina



Gamila



ABC **D** EF **G** HIJKLMN OPQRST UVWXYZ

# Our senses


Science Unit  
**6**




**1** Listen and say



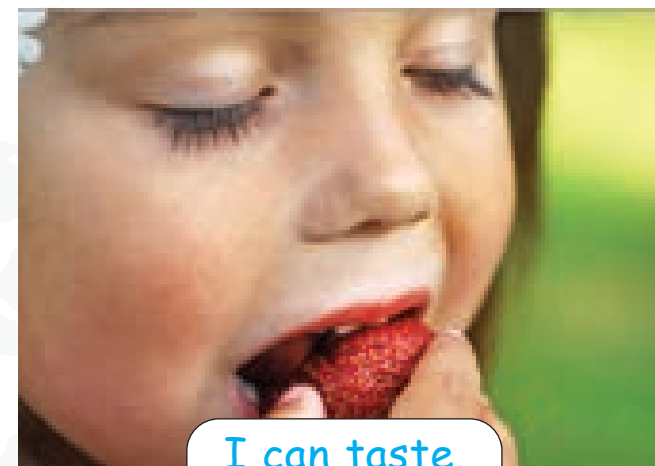
Video




I can hear.



I can touch.



I can taste.



I can smell.



I can see.


English in the classroom: *I can (touch).*

# Unit review

Unit  
6



1 Look and draw




2 Look and draw

Vocabulary




Phonics


d g  
D G



Science




Issues



# Playtime



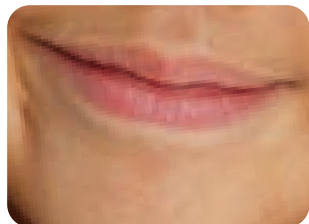
Follow and say



see



smell




taste




hear




touch



**1 Look and color**



**2 Trace and color**



Teacher assessment





1 Look, listen, and repeat



Where's the boy?

Where's the girl?

He's in the living room.



She's in the bathroom.



**1** Listen, point, and say



**2** Look, listen, and say



Where's the brother?

He's in the bedroom.

**3** Sing



**Language:** Where's ...? He's/She's in the ....

# Learn sounds with Busy Bee!



a s  
A S



1 Listen and repeat




2 Look and circle a and s, or A and S

apple



ant



Amira



star



square



Samir

Phonics: the a and s sounds

a b c d e f g h i j k l m n o p q r S t u v w x y z





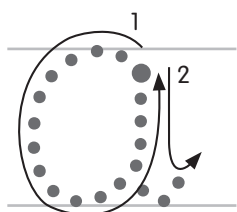
a s  
A S

# Learn to write with Busy Bee!

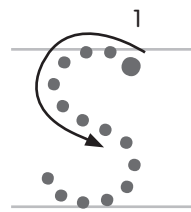
Writing **Unit 7**



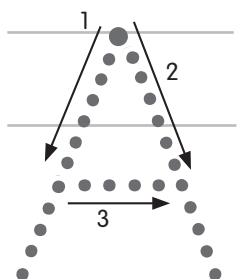
1 Look, trace, and say



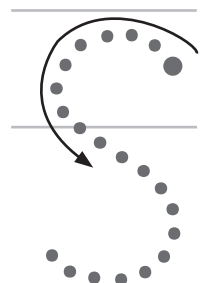
apple



star




ant



square



Amira



Sami



A B C D E F G H I J K L M N O P Q R S T U V W X Y Z

# Learn shapes with Busy Bee!



Math

Unit  
7



1 Listen, point, and say



Video




star



square



triangle



circle




rectangle




2 Count, write and trace




7 stars



squares



triangles



circles

English in the classroom: Math: shapes

# Art: My home



1 Look and draw



2 Point and say

Language: *It's my home.*


Unit review

Unit  
7



3 Look and draw

Vocabulary




Phonics


a s  
A S



Math




Issues




# Playtime




Look and match




bedroom



kitchen



living room



bathroom





1 Look, count, and circle



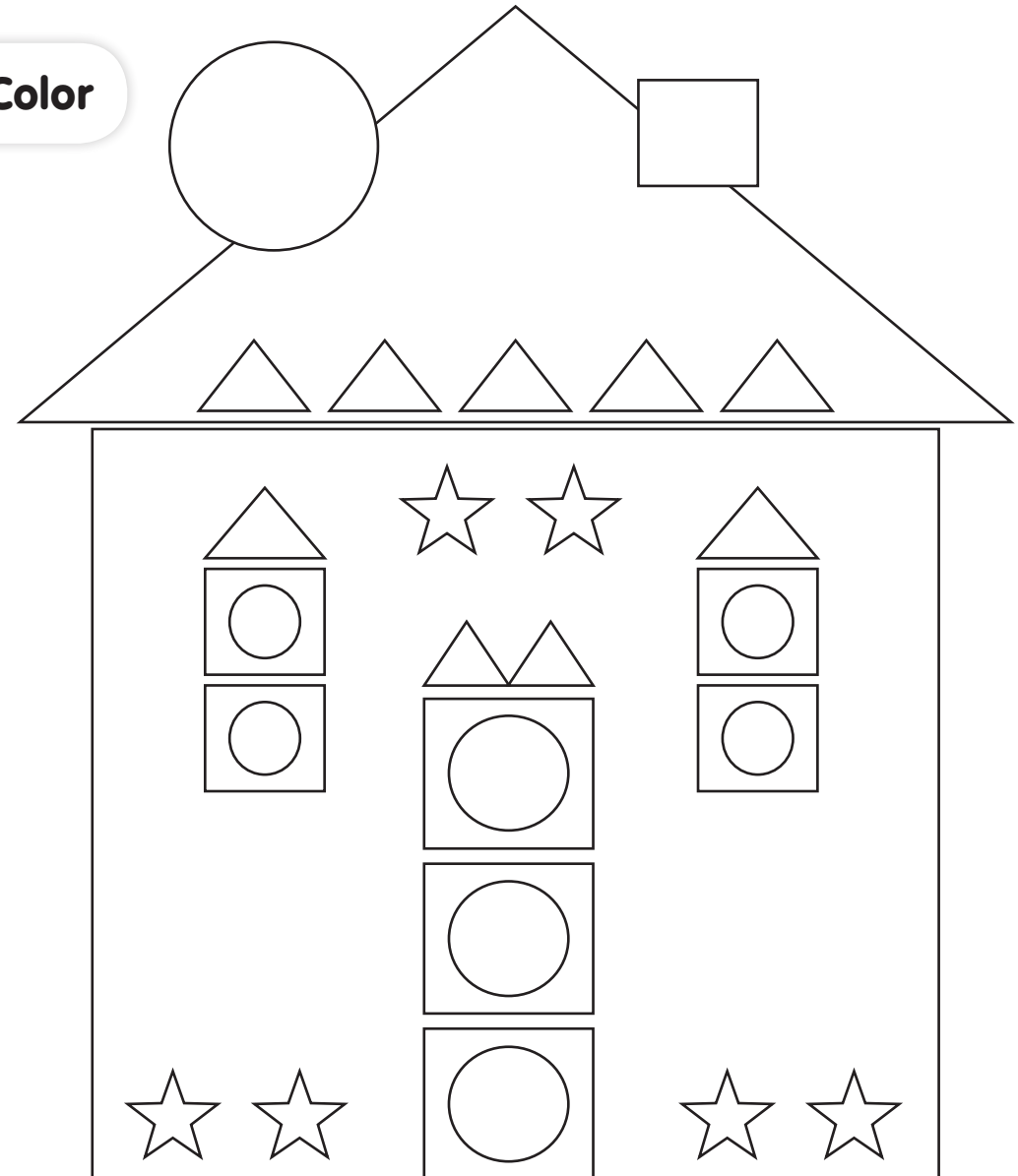
2 Color

★ 6 7 8 9 10

▲ 6 7 8 9 10

● 6 7 8 9 10

■ 6 7 8 9 10



Teacher assessment






# At the Pyramids



1 Look, listen, and repeat



 **1** Listen, point, and say



**Vocabulary:** camel, King Tut, key, pyramid, Sphinx, stone, Queen Nefertiti



**k q**  
**K Q**

# Learn sounds with Busy Bee!



1 Look, listen, and repeat



2 Look and circle **k** and **q**, or **K** and **Q**



**k**ey




**k**ite



**K**ing  
Tut



**q**uiet



**Q**ueen  
Nefertiti



abcdefghijklmnopqrstuvwxyz


Phonics: the **k** and **q** sounds



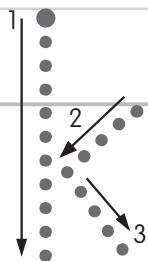
k q  
K Q

# Learn to write with Busy Bee!

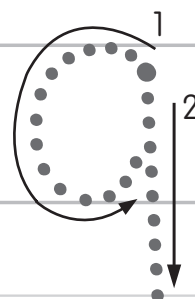
Unit  
Writing 8



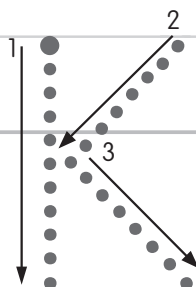

1 Look, trace, and say



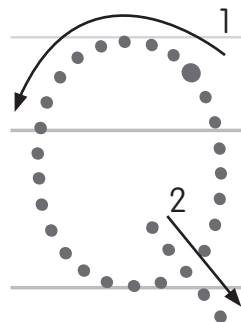
key



quiet



kite



Queen



King Tut

Nefertiti



ABCDEFGHIJKLMNOPQRSTUVWXYZ

# Big and small

Math

Unit  
8



1 Listen, point, and say





Video




2 Which is smaller? Look and circle

1



2



3



English in the classroom: Math: Big and small



# I live in Egypt

Social studies

Unit  
8




1 Look, listen, and point




Video



Port Said



Alexandria



Luxor



Aswan



Cairo



2 Look and say

English in the classroom: Social studies: *I live in Egypt.*

# Playtime





1 Look and circle **Big**

1





2



2 Look and circle small

1



2

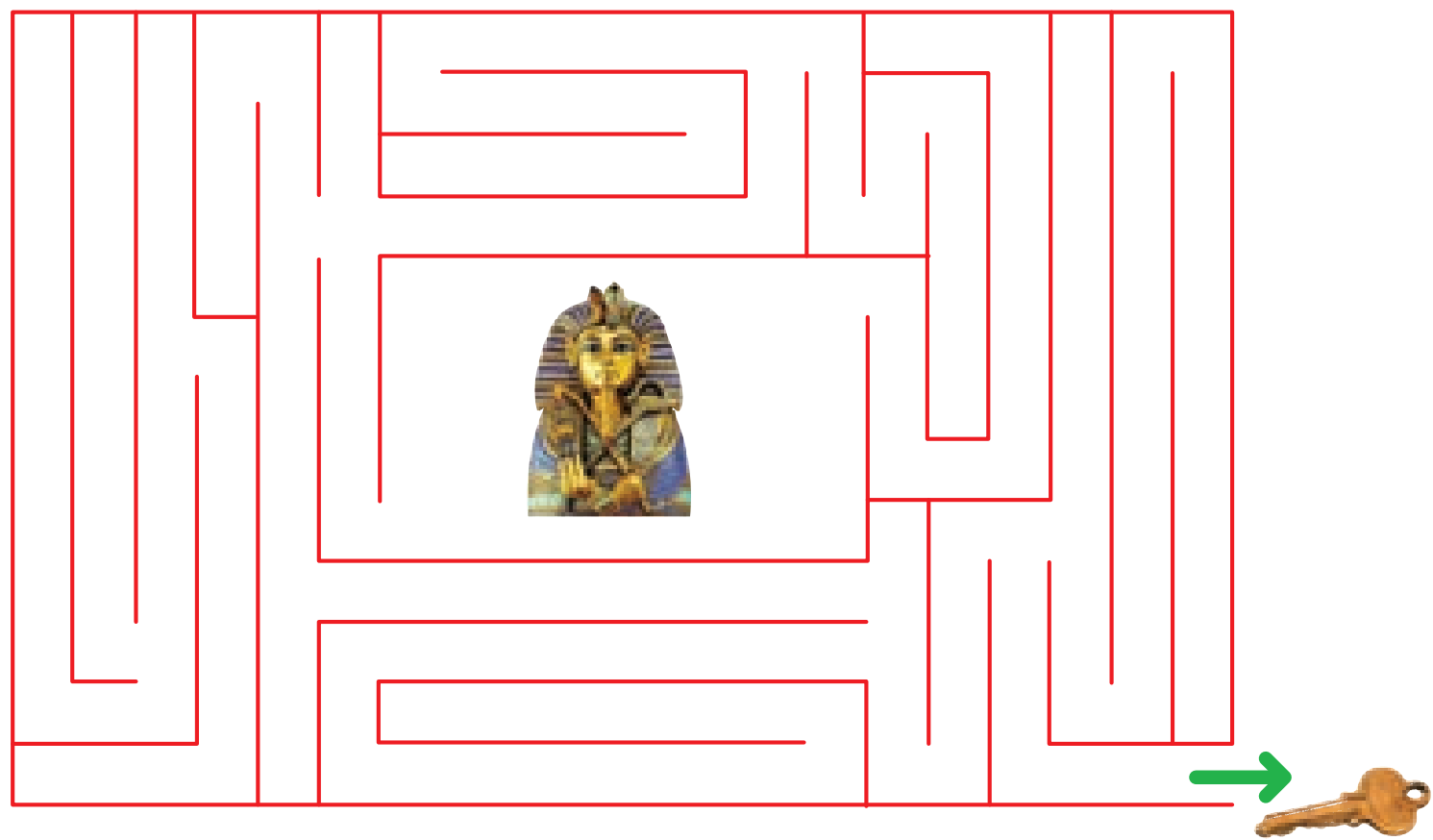


Teacher assessment






1 Follow and help King Tut



2 Look and draw

Vocabulary





Phonics

k


q

K

Q



Math



Social studies



# At the beach




1 Look, listen, and repeat



I can jump.



I can throw.



I can swim.




I can skip.



I can kick.



I can dig.





**1** Look, listen, and say




**2** Join, color, and say



kick



dig



swim





skip



throw



jump



**3** Sing



Language: *I can kick!*

# Learn sounds with Busy Bee!

i u  
I U


1 Listen and repeat



2 Look and circle i and u, or I and U



in



insect



Injy



under



umbrella



Uncle  
Amr

abcdefghijklmnopqrstuvwxyz

Phonics: the i and u sounds





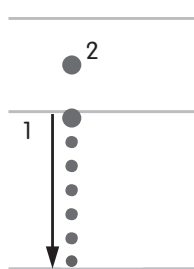
i u  
I U

# Learn to write with Busy Bee!

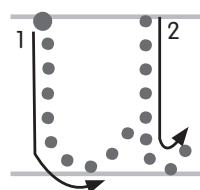
Writing Unit 9



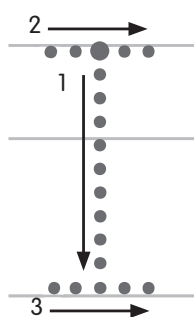
1 Look, trace, and say



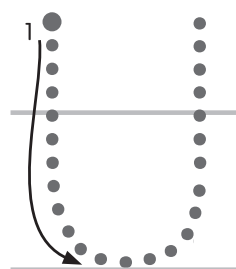
n



under



insect



umbrella



Injy



Uncle Amr




ABCDEFGHIJKLMNOPQRSTUVWXYZ





1 Listen and number



Video



2 Look and match




3 Point, ask, and answer

Language: Where is it? It's (under the table).

# Writing



1 Look and trace




behind

under

in

on



king

Cairo

Queen



Unit review

Unit  
9



2 Look and draw

Vocabulary



Positions




Phonics

i

u

I

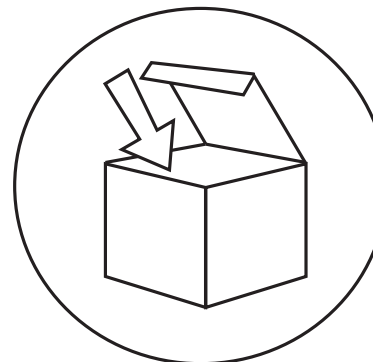
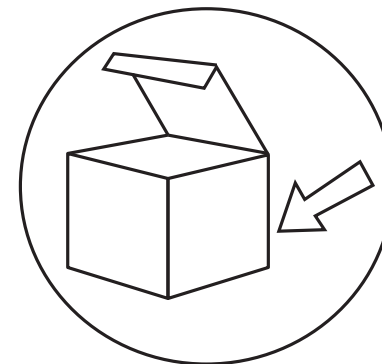
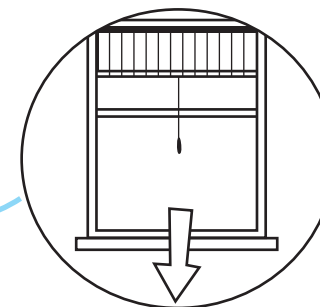
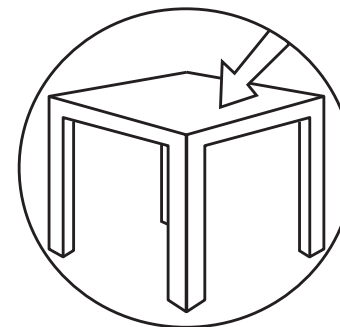
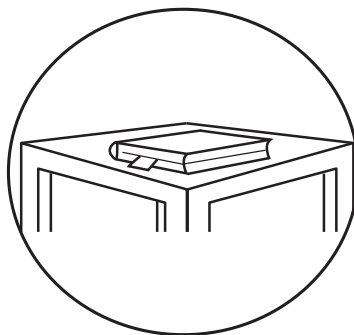
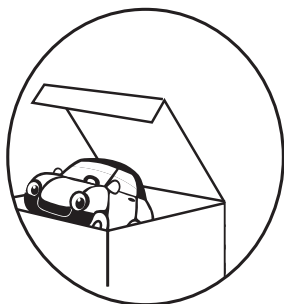
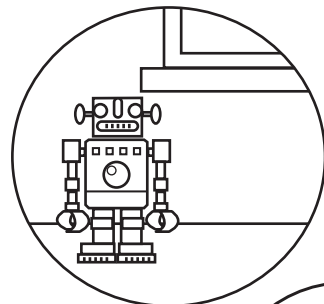
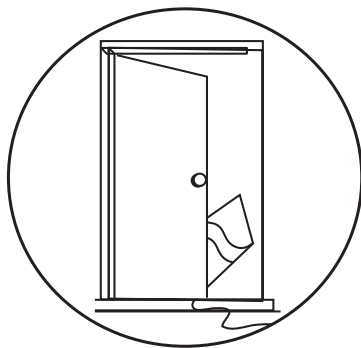
U



# Play time




1 Look, match, and say



2 Color



1 Look and color



Teacher assessment





# Review 2

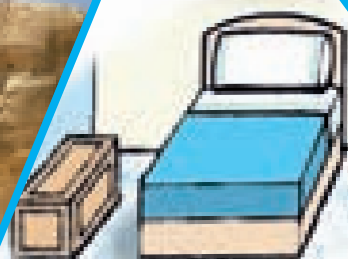

Review  
2




1 Look, listen, and point



Start



Finish








1 Look, listen, and point



2 Point, ask, and answer

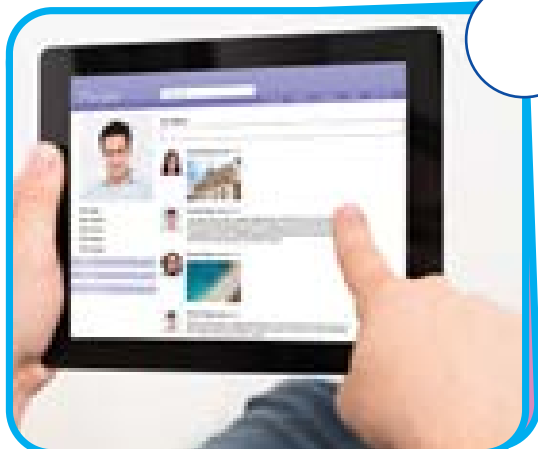




1 Look, listen, and number

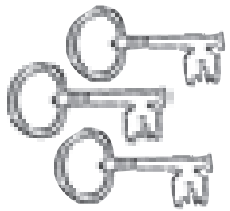



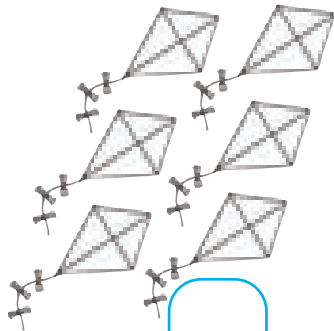
2 Now say






# 1 Match and count

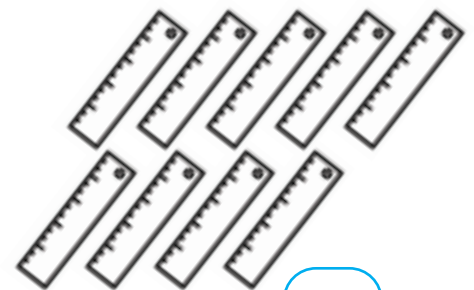






7












# 2 Color, point, and say



1 Color and say



2 Write and say

ant 

lag 

rum 

ree 

uitar 

ing 



# 1 Trace and join

k q i u s a



# 2 Say, write, and trace



i nsect




u mbrella



q uiet



s tar




a pple

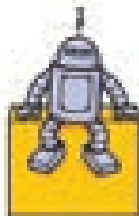



k ite


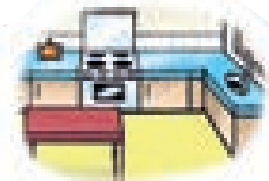



Now I can say ...


















Now I can say ...



Ff




Tt



Dd



Gg




Ii



Ss




Aa




Kk



Qq



Uu



## Egyptian International Publishing Company – Longman



10a Hussein Wassef Street  
Messaha Square  
Dokki  
Giza  
Arab Republic of Egypt

© copyright held jointly by special agreement between the Egyptian Ministry of Education and Technical Education and the Egyptian International Publishing Company - Longman



York Press Ltd.  
322 Old Brompton Road,  
London SW5 9JH,  
England First published 2018

Pearson Education Limited  
Edinburgh Gate  
Harlow  
Essex CM20 2JE  
England and Associated Companies throughout the world.

First published 2018  
This impression 2022  
ISBN 978-977-16-1496-8  
Deposit No. 14618/2018  
Printed by

The rights of Mary Charrington to be identified as author of this Work have been asserted by her in accordance with the Copyright, Designs and Patents Act 1988.

All rights reserved; no part of this publication may be reproduced, stored in a retrieval system or transmitted in any form or by any means, electronic, mechanical, photocopying, recording or otherwise, without the prior written permission of the copyright holders.

### Acknowledgements

Commissioned photography: Emad Allam

Other photographs sourced by York Press and The Egyptian International Publishing Company – Longman.

The Publishers are grateful to all those who have given permission to reproduce copyright material.

Alamy Stock Photo/ robertharding for p77 Aswan; iStockphoto/ kajakiki for p58, p59 and p61 Gamila / Joel Carillet for p77 Port Said; Shutterstock/ Denys Prykhodov for p3 goodbye / rangizzz for p4, p5, p23, p25, p36, p38, p40 and p43 book / Altin Osmanaj for p11, p36, p42 and p62 eye / schankz for p11, p36, p42 and p62 mouth / BERNATSKII IURII for p11, p12, p13, p17, p40, p41, p42, p43 and p62 nose / Monkey Business Images for p11, p17, p42 and p62 ear / lhorL for p19, p12, p13, p14, p15, p17 and p43 hand / Koltsov for p14 boy washing face / Rob Marmion for p14 boy cleaning teeth, and for p14 girl brushing hair / BERNATSKAYA OXANA for p15 nose / Thammanoon Khamchalee for p17, p23, p25 and p41 bag / studiovin for p19, p21, p36 and p38 pencil / prapann for p19, p21, p36, p38, p40, p41 and p43 pen / Petr Malyshev for p19, p24, p36 and p38 pencil case / Big Foot Productions for p19, p21, p23, p25, p36, p38, p40, p41 and p43 ruler / Oleg Golovnev for p20, p23 and p25 pen / Vova\_31 for p20 and p25 yellow ruler / 7th Son Studio for p20 pencil / Pavel Hlystov for p22 balls / MTrebbin for p24 book / Ayake for p35 cake / Lucie Lang for p35 crayons / Sashkin for p57, p58, p59, p61, p92 and p94 drum / Vereshchagin Dmitry for p57, p58, p59, p61, p92 and p94 guitar / MASTER PHOTO 2017 for p62 hand / Pshenichka for p62 book / MidoSemsem for p65 boy left / Gelpi for p65 boy right / khlungcenter for p66, p67, p92 and p95 ant / Hoika Mikhail for p69 drawing / Lars Hallstrom for p76 cups / Elzbieta Sekowska for p77 Luxor / Copycat37 for p77 Alexandria / Anton Kudelin for p77 Cairo / Ljupco Smokovski for p81, p85, p88 and p95 kick / Sergei Kolesnikov for p81, p85, p88 and p95 dig / Casiohabib for p81, p85, p88 and p95 swim / Africa Studio for p81, p85 and p95 skip / matka Wariatka for p82, p83, p85 and p95 teddy in box / Sergei Kolesnikov for p82, p83 and p84 boy under table / Lario for p84 and p85 cat on computer / Akitameldes for p84 and p85 cat under book / De Jongh Photography for p84 and p85 cat in box / Elena\_Karpushina for p84 cat behind flowers / Julia Kuznetsova for p84 girl in box / Aleksey Korchemkin for p84 teddy behind door / kespun for p84 bee on flower / Ralko for p93 ink

**Illustrators:** Amal Samir, Carol Jonas, Dusan Pavlic, Sue Woollat, Robin Edmonds, Mark Brierley

Every effort has been made to trace the copyright holders and we apologise in advance for any unintentional omissions. We would be pleased to insert the appropriate acknowledgement in any subsequent edition of this publication.