



بنك المعرفة المصري
Egyptian Knowledge Bank



TIME FOR ENGLISH

STUDENT'S BOOK

**PRIMARY FIVE
Second Term**

**Susan Rivers
Setsuko Toyama**

**Adaptation for Egypt
Nadia Toubia
Sahar Rizk**

2021 - 2022

غير مصرح بتداول هذا الكتاب خارج وزارة التربية و التعليم و التعليم الفني



All Rights reserved. No unauthorized photocopying.

This edition of *Time for English 5* originally published as *English Time 4* in 2007.

This edition is published by arrangement with Oxford University Press.

This edition licensed for sale in Egypt only.

Printed in Egypt

Adaptation for Egypt: Nadia Touba, Deena Boraie, Sahar Rizk

Musical arrangements and chant music: William Hirtz

Illustrations: Bill Colrus, Steven Cox, Patrick Girouard, Rusty Fletcher,
Anne Kennedy, Rita Lascaro, Margeaux Lucas, Fran Newman, Cary Pillow,
Dana Regan, Zina Saunders, Jeff Shelley, Maggie Swanson, Jim Talbot,
Amy Wummer, Khalid Abd El Aziz, Hany Saleh, Mohammed Twfik

“Sokkara’s World” by Hany Saleh

Original characters developed by Amy Wummer

Cover Illustration: Khalid Abd El Aziz

Cover Design: Hany Saleh

Table of Contents

	Page
Syllabus	i
Unit 7 : At the Aquarium	1
Unit 8 : At the Safari Park	5
Unit 9 : By the Seashore	9
<hr/>	
Review 1	13
<hr/>	
Unit 10 : At the Summer Camp	15
Unit 11 : At the Planetarium	19
Unit 12 : At School	23
<hr/>	
Review 2	27
<hr/>	
My Picture Dictionary	29
Word List	32

Syllabus

UNIT	TOPIC	LISTENING/SPEAKING	READING/ WRITING	PHONICS	GRAMMAR
7	At the Aquarium	ask about wants express comparisons identify speakers in a conversation	write sentences read sentences vocabulary: marine animals & adjectives to describe them	distinguish between sounds of ar, or associate sound of letters with written form	Comparatives
8	At the Safari Park	express excitement express opinions ask questions concern superlatives identify speakers in a conversation	write sentences read sentences vocabulary: wild animals & adjectives to describe them	distinguish between sounds of ou, ow associate sound of letters with written form	Superlatives
9	By the Seashore	express excitement congratulate others ask about what someone likes to do identify speakers in a conversation	write sentences read sentences vocabulary: outdoor activities	distinguish between different sounds of oo associate sound of letters with written form	Wh- questions with what & like Affirmative statements with like + infinitive
Review 1		participate in a conversation identify meaning of a conversation	recognise and produce vocabulary		
10	At the Summer Camp	express enthusiasm express & accept compliments express likes & dislikes identify speakers in a conversation	write sentences read sentences vocabulary: fun activities	distinguish between sounds of er, ir, ur associate sound of letters with written form	Affirmative & negative statements with like + gerund & conjunctions (but)
11	At the Planetarium	request permission deny requests express wants express imperatives identify speakers in a conversation	write sentences read sentences vocabulary: planets	distinguish between sounds of oi, oy associate sound of letters with written form	Simple past with want + infinitive Object pronouns Imperatives
12	At School	give & receive compliments elicit & express personal opinions make suggestions ask about career choice identify speakers in a conversation	write sentences read sentences vocabulary: occupations	distinguish between sounds of vowel blends: ar, ai, au, aw, ar, or, ou, ow, oo, er, ir, ur, oi, oy associate sound of letters with written form	Wh- questions with why Adverbial clauses of reason with because Affirmative statements with like + gerund
Review 2		participate in a conversation identify meaning of a conversation	recognise and produce vocabulary		





At the Aquarium

Conversation Time

A. Listen and repeat.

B. Listen and point to the speakers.

C. Role-play the conversation with a partner.



D. Review. Listen and repeat.



Excuse me. I'm looking for the bathroom. Is it far?

Not really. Go straight. It's on the left.

Thanks.

No problem.

Word Time

A.  Listen and repeat.

- | | |
|------------|------------|
| 1. whale | 2. dolphin |
| 3. eel | 4. shark |
| 5. octopus | 6. crab |
| 7. big | 8. small |
| 9. fast | 10. slow |

B. Point and say the words.

C.  Listen and point.

D. Write the words.

(See pages 29 - 31)




Practice Time

A.  Listen and repeat.


The whale is bigger than the dolphin.

big → bigger
fast → faster


small → smaller
slow → slower

B.  Listen and repeat. Then practise with a partner.

1. crab / slow / dolphin



2. shark / small / whale




3. whale / big / eel




4. octopus / big / crab



5. eel / small / shark











6. dolphin / fast / octopus



C. Look at page 2. Point to the picture and practise with a partner.


Phonics Time

A.  Listen and repeat.

 ar	 barn	 farm	 yard
 or	 corn	 fork	 storm

B.  Does it have **ar** or **or**? Listen and circle.

1. **ar or** 2. **ar or** 3. **ar or** 4. **ar or** 5. **ar or** 6. **ar or**

C.  Read the sentences. Write the numbers. Then listen.

1. Salim had a farm. One day there was a storm.
2. The sky was dark, but Salim was smart.
He put the corn in the barn.
3. But the wind blew very hard.
4. Look at the corn in the yard!








At the Safari Park

Conversation Time

A. Listen and repeat.

B. Listen and point to the speakers.

C. Role-play the conversation with two other students.



D. Review. Listen and repeat.



I'm going to take a picture.

Be very careful!

Oh, no!

I told you to be careful.

Word Time

A.  Listen and repeat.


- | | |
|-------------|---------------|
| 1. elephant | 2. cheetah |
| 3. giraffe | 4. snake |
| 5. turtle | 6. chimpanzee |
| 7. tall | 8. short |
| 9. fat | 10. thin |

B. Point and say the words.

C.  Listen and point.

D. Write the words.

(See pages 29 - 31)



Practice Time

A.  Listen and repeat.

Which one is the tallest?

The giraffe is the tallest.

tall → tallest


short → shortest

fat → fattest


thin → thinnest

fast → fastest


slow → slowest

B.  Listen and repeat. Then practise with a partner.

1. short?
chimpanzee




2. tall?
giraffe




3. fat?
elephant




4. slow?
turtle



5. fast?
cheetah



6. thin?
snake



C. Look at page 6. Point to the picture and practise with a partner.


Phonics Time

A.  Listen and repeat.


 ou	 house	 mouse	 mouth
 ow	 brown	 gown	 town

B. Do they both have the same vowel sound? Listen and circle ✓ or X.

1. cloud mouse	2. cow snow	3. out owl	4. couch home	5. clown town	6. down shout
<input checked="" type="radio"/> <input type="radio"/>	<input checked="" type="radio"/> <input type="radio"/>	<input checked="" type="radio"/> <input type="radio"/>	<input checked="" type="radio"/> <input type="radio"/>	<input checked="" type="radio"/> <input type="radio"/>	<input checked="" type="radio"/> <input type="radio"/>

C.  Read the sentences. Write the numbers. Then listen.

1. A silly little mouse lived in a big house.
2. She went to town in an evening gown.
3. She met a brown trout and started to shout.
4. "Please don't shout, little mouse," said the trout.





By the Seashore

Conversation Time

A. Listen and repeat.

B. Listen and point to the speakers.

C. Role-play the conversation with three other students.



D. Review. Listen and repeat.



Guess what!

What?

There's a butterfly on your head.

Oh, no!


Don't worry. It's cute. It won't hurt you.

Practice Time

A.  Listen and repeat.

What do you like to do?
do you
does he

I like to listen to music.
He likes

B.  Listen and repeat. Then practise with a partner.

1. she?
go fishing




2. they?
go sailing



3. you?
snorkel



4. you?
play volleyball



5. he?
in-line skate






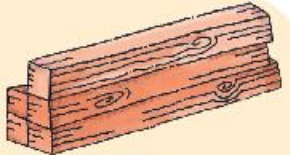

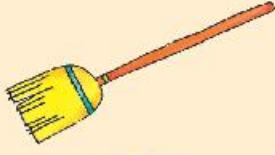

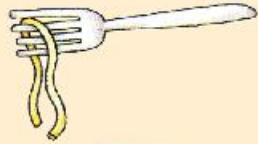
6. they?
play ping-pong



C. Look at page 10. Point to the picture and practise with a partner.


Phonics Time

A.  Listen and repeat.



 oo	 cook	 look	 wood
 oo	 broom	 moon	 noodle

B.  Which word has a different **oo** sound? Listen and circle.

1. book boot cook	2. kangaroo moon foot	3. moose school hood	4. scooter hook zoo	5. rooster took wood
-------------------------	-----------------------------	----------------------------	---------------------------	----------------------------

C.  Read the sentences. Write the numbers. Then listen.

1. Ms. Hood and her poodle went to the zoo.
2. They saw a red rooster and a kangaroo.
3. They looked at a moose, and they looked at the moon.
4. And then they went to school on a scooter.

 <input style="width: 40px; height: 20px;" type="text"/>	 <input style="width: 40px; height: 20px;" type="text"/>	 <input style="width: 40px; height: 20px;" type="text"/>	 <input style="width: 40px; height: 20px;" type="text"/>
--	--	---	--



Review 1

Story Time



A. Listen and repeat.



B. Look at A. Listen and point.

C. Listen. Circle True or False.

1. True False 2. True False 3. True False 4. True False 5. True False

D. Role-play these scenes.

Activity Time



A.  Listen and write.

1.



The _____ and _____ are on the _____.

2.



The _____ and _____ are in the _____.

3.





can a _____ _____ _____?

B. Read and circle True or False.

1. The whale is bigger than the elephant. True False

2. The chimpanzee is taller than the giraffe. True False

3. The turtle is the shortest. True False



C. What do you like to do? Ask your classmates. Write their names.

_____ likes to play ping-pong.

_____ likes to go fishing.

_____ likes to in-line skate.

_____ likes to listen to music.

_____ likes to snorkel.

_____ likes to play volleyball.



At The Summer Camp

Conversation Time

A. Listen and repeat.

B. Listen and point to the speakers.

C. Role-play the conversation with a partner.



D. Review. Listen and repeat.



- What do you like to do?
- I like to play ping-pong.
- Do you want to play?
- Sure.

Word Time

A.  Listen and repeat.


- | | |
|----------------------|-----------------|
| 1. collect stickers | 2. sing |
| 3. build a model | 4. take a nap |
| 5. read a comic book | 6. make a video |
| 7. paint | 8. cycle |

B. Point and say the words.

C.  Listen and point.

D. Write the words.

(See pages 29 - 31)



Practice Time

A.  Listen and repeat.

We like
She likes

singing, but

we don't
she doesn't

like building models.

build a model → building models

collect → collecting

sing → singing

build → building


take → taking

read → reading

make → making

paint → painting

cycle → cycling

B.  Listen and repeat. Then practise with a partner.


1. I / make videos / collect stickers




2. They / collect stickers / make videos



3. She / cycle / take a nap



4. He / take a nap / cycle



5. You / read comic books / paint



6. She / paint / read comic books



C. Look at page 16. Point to the picture and practise with a partner.


Phonics Time

A.  Listen and repeat.



B.  Listen and match.



C.  Read the sentences. Write the numbers. Then listen.

1. Kamal the clerk was in a hurry.
2. He ripped his shirt. He burned the curry.
3. He hurt his foot. He called a nurse.
4. And then he ate a big dessert.





At the Planetarium

Conversation Time

A. Listen and repeat.

B. Listen and point to the speakers.

C. Role-play the conversation with two other students.



D. Review. Listen and repeat.



I saw a film at the museum today.

Did you have lunch at the museum?

No, I didn't. I'm hungry.

Let's have some dinner.

Word Time

A.  Listen and repeat.


- | | | |
|------------|------------|-----------|
| 1. Mercury | 2. Venus | 3. Earth |
| 4. Mars | 5. Jupiter | 6. Saturn |
| 7. Uranus | 8. Neptune | |

B. Point and say the words.

C.  Listen and point.

D. Write the words.

(See pages 29 - 31)




Practice Time


A.  Listen and repeat.

I want to see Mercury. Let me look.
He wants to see Mercury. Let him look.

I → me he → him she → her
we → us they → them

B.  Listen and repeat. Then practise with a partner.

1. She/Mars



2. They/Saturn



3. I/Jupiter




4. He/Neptune



5. We/Venus



6. She/Mercury



C. Look at page 20. Point to the picture and practise with a partner.

Phonics Time

A. Listen and repeat.


 oi	 boil	 oil	 point
 oy	 boy	 joy	 oyster

B. Do they both have the same vowel sound? Listen and put or .

- | | | | | |
|---|---|---|--|---|
| 1. Roy
boil <input type="checkbox"/> | 2. join
joy <input type="checkbox"/> | 3. nose
toy <input type="checkbox"/> | 4. soy
son <input type="checkbox"/> | 5. frown
boys <input type="checkbox"/> |
|---|---|---|--|---|

C. Read the sentences. Write the numbers. Then listen.

1. Roy and the boy loved oysters.
They loved them boiled.
2. They loved them broiled.
3. They loved them cooked in oil.
4. They put them in foil.
5. And jumped and jumped for joy!





At School

Conversation Time

A. Listen and repeat.

B. Listen and point to the speakers.

C. Role-play the conversation with a partner.



D. Review. Listen and repeat.



- What's your favourite subject?
- I like art. Look at my kite.
- That's great. Did you make it?
- Yes, I did. It was easy.

Word Time

A.  Listen and repeat.

- | | |
|------------------------|-------------------------|
| 1. musician | 2. play the violin |
| 3. engineer | 4. build things |
| 5. vet | 6. help animals |
| 7. computer programmer | 8. program computers |
| 9. nurse | 10. take care of people |
| 11. artist | 12. draw |

B. Point and say the words.

C.  Listen and point.

D. Write the words.

(See pages 29 - 31)



Practice Time

A.  Listen and repeat.

Why do you
does she want to be a vet?

Because I like
she likes helping animals.

play → playing


build → building

help → helping


program → programming

take → taking


draw → drawing

B.  Listen and repeat. Then practise with a partner.

1. you/engineer?
build things



2. he/computer programmer?
program computers



3. she/vet?
help animals



4. he/nurse?
take care of people



5. you/artist?
draw



6. she/musician?
play the violin



C. Look at page 24. Point to the picture and practise with a partner.

Phonics Time

A. Listen and repeat.



Review


marker


walk


saucer


draw


park


fork


cloud


shower


cook


spoon


clerk


shirt


purse


coin


boy

B. Listen and circle.

- | | | | | | |
|---------------|-----------------|-----------------|----------------|-------------------|-----------------|
| 1. soy
saw | 2. yawn
yarn | 3. food
foot | 4. cow
call | 5. short
shirt | 6. fork
fall |
|---------------|-----------------|-----------------|----------------|-------------------|-----------------|

C. Read the sentences. Write the numbers. Then listen.

1. Did you see the tall, thin clerk?
She walked into a big blue shirt.
2. Paul has a saucer, a fork, and a spoon.
He eats noodles on the moon.
3. Look at the yellow and black basketball.
Do you like to play in the yard with a ball?






Review 2

Story Time



A. Listen and repeat.



See you in Level 6!

B. Listen and point.

C. Listen. Circle True or False.

1. True False

2. True False

3. True False

4. True False

5. True False

D. Role-play these scenes.

Activity Time



A. Listen and write.





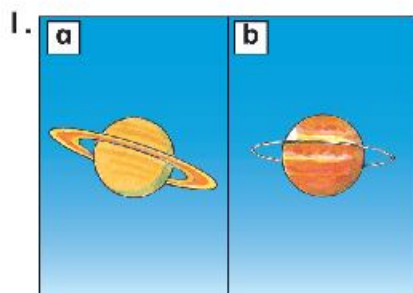




B. Read and match.

- | | |
|---|--------------------------------------|
| 1. Why do you want to be an engineer? • | • Because I like helping animals. |
| 2. Why do you want to be a vet? • | • Because I like playing the violin. |
| 3. Why do you want to be a musician? • | • Because I like drawing. |
| 4. Why do you want to be an artist? • | • Because I like building things. |

C. Listen and circle a or b.



My Picture Dictionary

Write the words.

A a



B b





C c













D d





E e









F f





G g









H h



I i



J j



L l



M m



N n



O o



P p




R r



S s



T t



U u



V v




W w



Word List

The numbers to the right of the entries indicate the page(s) on which the word is introduced. Words in **blue** appear only in the art (on the Conversation Time pages).

A		draw	24	J		P		snake	6
again	9	drawing	25	jog	9	paint	16	snorkel	10
artist	24	E		joy	22	painting	17	starfish	1
B		Earth	20	Jupiter	20	photographer	23	stars	19
barn	4	easy	15	K		planets	19	storm	4
because	25	eel	2	knit	15	play chess	15	string	5
big	2	elephant	6	L		Play in the		Sun	19
bigger	3	engineer	24	lion	5	play ping-pong	10	surf	9
bird	18	F		listen to music	10	play the trumpet	15	T	
boil	22	farm	4	look	12	play the violin	24	take care of	
boy	22	fast	2	love	23	playing	25	people	24
broom	12	faster	3	M		point	22	take	
brown	8	fat	6	make a video	16	perfect	23	photographs	23
build a model	16	fattest	7	making	17	program computers	24	taking	17
build things	24	fork	4	marker	26	programming	25	tall	6
building	17	G		Mars	20	purse	18	tallest	7
C		gift shop	19	Mercury	20	R		than	3
cashier	1	giraffe	6	missed	9	read a comic book	16	them	21
catch the bus	19	go fishing	10	monkey	5	reading	17	thin	6
cheetah	6	go	10	moon	12	ride a skateboard	9	thinnest	7
chimpanzee	6	horseback		Moon	19	skateboard	9	time to go	1
clerk	18	riding	10	mouse	8	S		town	8
collect stickers	16	go sailing	10	mouth	8	Saturn	20	turtle	6
collecting	17	gorilla	5	musician	24	scary	5	U	
computer		gown	8	myself	15	seahorse	1	Uranus	10
programmer	24	guess what	5	N		seal	1	us	21
congratulations	9	H		need	15	shark	2	V	
cook	12	hard	15	Neptune	20	shirt	18	Venus	20
corn	4	help animals	24	nice game	9	short	6	vet	24
crab	2	helping	25	noodles	12	shortest	7	W	
cute	1	her	21	nurse	24	show	15	whale	2
cycle	16	him	21	O		shower	26	why	25
cycling	17	house	8	octopus	2	shut	5	wood	12
D		I		oil	22	sing	16	Y	
dessert	18	in-line skate	10	oyster	22	singing	17	yard	4
dolphin	2	it was close	9	P		slow	2	you're kidding	15
						slower	3	Z	
						small	2	zebra	5
						smaller	3		
						snack bar	19		




WORKBOOK



Conversation Time

A. Number the sentences in the correct order.



- _____ Well, it's time to go.
Please make up your mind.
- _____ Oh, I don't know. They're all cute.
- _____ Great! Let's get it.
- _____ Are you sure?
- _____ Um, okay. I'll take this one.
- _____ Yes, I'm.
- _____ Dad, the cashier is over there.
- _____ Which one do you want?

B. Look and match.



Which one do you want?

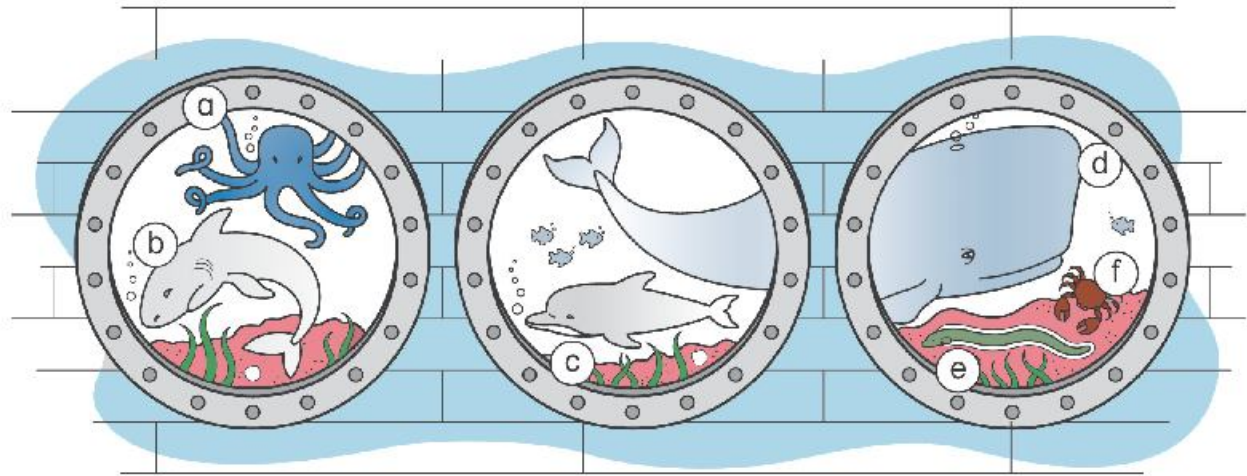
I don't know.

I'll take that one.

I'll take this one.

Word Time

A. Look. Then write the letter.



1. whale _____

2. eel _____


3. dolphin _____

4. octopus _____

5. shark _____


6. crab _____

B. Look and write.



a big whale _____

a _____



C. Your turn. Read and write.




Do you like sharks?

Do you like dolphins?

Practice Time



A. Read and write True or false.



1. The octopus is slower than the dolphin.
2. The dolphin is bigger than the shark.
3. The eel is smaller than the whale.
4. The whale is faster than the crab.
5. The shark is slower than the octopus.
6. The whale is bigger than the dolphin.

True

B. Look and write.









1. fast The _____ faster than _____
2. slow _____
3. big _____
4. small _____

Practice Time

A. Circle and write **ar** or **or** . Then number the pictures.

1.	2.	3.	
<div style="border: 1px solid black; border-radius: 15px; padding: 5px; width: fit-content; margin: auto;"> ar or f ___ m </div>	<div style="border: 1px solid black; border-radius: 15px; padding: 5px; width: fit-content; margin: auto;"> ar or c ___ n </div>	<div style="border: 1px solid black; border-radius: 15px; padding: 5px; width: fit-content; margin: auto;"> ar or st ___ m </div>	
	4.	5.	6.
	<div style="border: 1px solid black; border-radius: 15px; padding: 5px; width: fit-content; margin: auto;"> ar or b ___ n </div>	<div style="border: 1px solid black; border-radius: 15px; padding: 5px; width: fit-content; margin: auto;"> ar or f ___ k </div>	<div style="border: 1px solid black; border-radius: 15px; padding: 5px; width: fit-content; margin: auto;"> ar or liz ___ d </div>

					
---	---	---	---	---	---

B. Fill in the blanks.

dark	farm	horse	stories	barn	corn
cards	lizard	garden	yard	storm	popcorn



Today we visited Grandpa's _____ .
 Grandpa grows peas and _____ in the
 _____. His _____ lives
 in a big, red _____ .
 A small, green _____ lives there, too.
 We chased it across the _____ .



There was a _____ in the evening.
 It rained and the sky was _____ .
 We played _____ and listened to
 _____ in the house. Grandpa made
 _____ .



Conversation Time

A. Fill in the blanks.

car	cute	Quick	What	windows	is	going
what	worry	won't	monkey	scary	Look	not

1. Dad! Guess _____ !
2. _____ ?
3. There's a _____ on the _____ !
4. _____ ! Shut the _____ !
5. _____ ! There it _____ .
6. Oh, it's _____ .
7. It's _____ cute. It's _____ .
8. Don't _____ . It _____ hurt you.
9. Aw! It's _____ away.



B. Look and write.

1. mouse / jump / bed



Guess _____ !




There's _____ .



Quick! Jump _____ .

2. lizard / shut / door








Word Time



A. Unscramble, write, and circle.

1. aceehht  

2. aeffgir  

3. aceehimnpz  

4. elrttu  

5. aeehlnt  


6. aekns  

B. Look and write.





She's _____.


C. Look and write.



The chimpanzee is short.







Practice Time

A. Circle and write.

1.



Which one is the / tallest / shortest / fattest ?

The snake is the fattest .

2.



Which one is the / thinnest / tallest / shortest?

The _____ is the _____ .

3.



Which one is the / thinnest / shortest / fattest?

The _____ is the _____ .

4.




Which one is the / slowest / fattest / tallest?

The _____ is the _____ .

B. Write the questions and answers.

1. tall



Which one _____ ?

The _____ .

2. short



3. fat



4. thin



Phonics Time

A. Does it have ou or ow? Look and write.

1.



t _____ n

2.



c _____

3.



m _____ se

4.



cl _____ d

5.



sh _____ t

6.



g _____ n

7.




h _____ se

8.



m _____ th

B. Fill in the blanks. Use some words twice.



shouting
mountain
flowers
house
mouth
cows
clouds

1. The mouse is climbing the _____ .
2. The man is _____. His _____ is open.
3. There are five _____ .
4. The _____ are eating the grass.
5. There are two _____ in the sky.
6. There is a little _____ on the _____ .



Conversation Time

Fill in the blanks.




We won!
I missed it!

Yeah, it was.
It was close.


We'll see.
Congratulations.

And this time, we'll win.
Do you want to play again?

1.  Oh, no! _____


2.  _____ We won!

3.  _____

4.  Nice game. _____

5.  _____

6.  _____

7.  Sure. _____

8.  _____

Word Time

A. Look and read. Then write.

Sunday	Monday	Tuesday	Wednesday	Thursday	Friday	Saturday
play ping-pong with Mona	go sailing with Reem	in-line skate and listen to music with Maged	play volleyball with Mona	go horse-back riding with Samy	go fishing with Dad	snorkel with Maged and Kim

1. Kareem will _____ with Maged and Kim on Saturday.
2. Kareem will _____ with Mona on Sunday.
3. Kareem will _____ with Samy _____.
4. Kareem will _____ with Mona _____.
5. Kareem will _____ on Friday.
6. Kareem will _____ on Tuesday.

B. Look and write.

1.



He's going sailing _____

2.



3.



4.



5.



6.



Practice Time

A. Choose the correct answer from a, b, c or d:

1-.....do you like to do?

- a- Where b- When c- What d- Whose

2-I.....horseback riding.

- a- likes b- like c- sing d- sings

3-She likes playing.....


- a- ping-pong b- sailing c- fishing d- snorkelling

4-The dog stood on one.....


- a- nose b- face c-ear d- foot


B. Look, write and punctuate.



1.  What does she like to do?

2.  What does he like to do?

3.  _____

4.  _____

Phonics Time

A. Which word has a different oo sound? Read and circle.

- | | | | | | | | | | |
|----|------------------------|----|----------------------|----|---------------------------|----|------------------------|----|-----------------------|
| 1. | noodle
moon
wood | 2. | book
took
moon | 3. | good
rooster
cookie | 4. | foot
school
wood | 5. | broom
moon
took |
|----|------------------------|----|----------------------|----|---------------------------|----|------------------------|----|-----------------------|

B. Read and match.

1. The dog cooked some noodles. •



2. The poodle and the rooster looked at the moon. •



3. The moose stood on one foot. •



4. She sat on the wood and read a book. •



C. Look at B and write the oo words in the correct category.

cookie
<div style="border-bottom: 1px solid gray; margin-bottom: 5px;"></div> <div style="border-bottom: 1px solid gray; margin-bottom: 5px;"></div> <div style="border-bottom: 1px solid gray;"></div>

broom
<div style="border-bottom: 1px solid gray; margin-bottom: 5px;"></div> <div style="border-bottom: 1px solid gray; margin-bottom: 5px;"></div> <div style="border-bottom: 1px solid gray;"></div>



Conversation Time

A. Fill in the blanks.

Wow! What a nice kite!

Thanks. _____

2 _____

No, it's true. I made it.

3 _____

No, it was easy. _____

4 _____

Great. _____

5 _____

6 _____ Let's get some.

You're kidding!
Paper and string.
I made it by myself.

What do we need?
Was it hard?
I'll show you.

B. Read and match.

- Was it easy?
No, it was hard.
- What a cool kite!
Yeah, Sara made it.
- What do we need?
Tape, paper, and crayons.



Word Time

A. Look. Then number the words.



_____ cycle. _____ read a comic book. _____ collect stickers. _____ sing.
 _____ paint. _____ take a nap. _____ make a video. _____ build a model.

B. What will they do in the summer? Look and write.

1.



2.



3.



4.



5.



6.



7.



8.



1. He'll collect stickers. _____

2. She'll _____

3. _____

4. _____

5. _____

6. _____


7. _____

8. _____


Practice Time



A. Read and write. Then number the pictures.


1. I like cycling, but I don't like collecting stickers.
2. likes making videos, but doesn't like building models.
3. like painting, but don't like taking naps.
4. likes singing, but doesn't like reading comic books.




B. Look and write



1.  She likes _____, but _____
She doesn't _____.
2.  _____

3.  _____

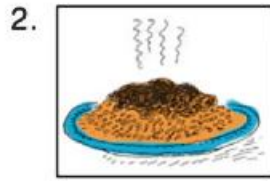
4.  _____

Phonics Time


A. Does it have er, ir, or ur ? Circle and write.



er ur ir
b ___ d



ur er ir
c ___ ry



ir ur er
dess ___ t




ur ir er
g ___ l



ir er ur
d ___ ty



er ir ur
n ___ se



ir ur er
p ___ se



ur er ir
sh ___ t

B. Fill in the blanks.

thirteen
shirt
dirty
thirsty
hurts
dessert
curry
bird
girl
purse

1. It can fly. It's small. It's a _____ .
2. _____ is my favourite food. I eat it with rice.
3. Chocolate cake is my favourite _____ .
4. Kareem is a boy. Mona is a _____ .
5. My keys and my wallet are in my _____ .
6. The kitchen is _____ . Let's clean up.
7. I want iced tea . I'm _____ .
8. Ouch! My foot _____ !
9. Ten and three is _____ .
10. Fady bought jeans and a _____ .



Conversation Time

A. Fill in the blanks. Use some words twice.

Can	No	We	hurry	thirsty	buy	show
Yeah	a	planets	the	snack	We	great
Wow	I'm	catch	stars	bus	gift	time

1. _____ ! Did you see all the _____ and _____ ?
2. _____ ! That was a _____ .
3. Miss Nadia, can we go to the _____ bar?
4. _____ we go to the _____ shop?
5. _____ , kids. _____ don't have _____ .
6. Aw! But I want to _____ a _____ for my dad.
7. And _____ .
8. Please, Miss Nadia. We'll _____ .
9. Sorry, kids. _____ have to _____ the _____ .

B. Look, write and punctuate.

bookstore / buy a book



Can _____
_____ ?



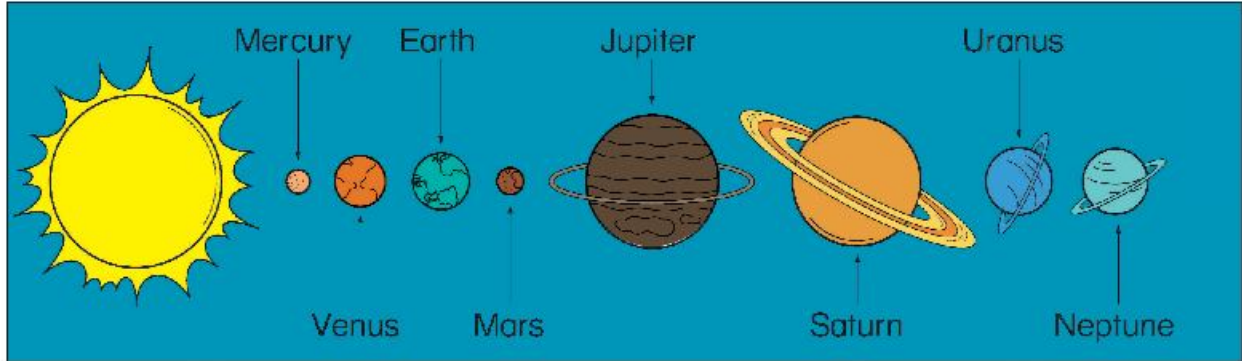
No, Kareem. We _____



Aw. _____

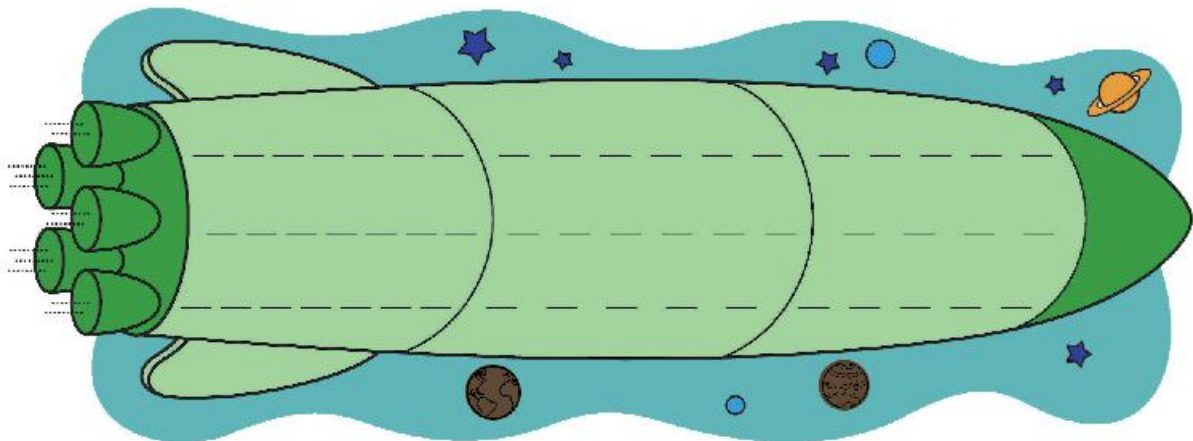
Word Time

A. Which planet is it? Read and write.




1. It's next to Mercury. It's smaller than Earth. It's Venus.
2. It's next to Saturn, but it isn't Jupiter. It's _____
3. It's next to the smallest planet. It's smaller than Jupiter. _____
4. It's the smallest planet. _____
5. It's next to Venus. It's smaller than Venus. _____
6. It's next to Mars, It's smaller than Venus. _____
7. It's our planet. We live here. _____
8. It's next to Jupiter, but it isn't next to Uranus. _____
9. It isn't next to saturn , but it's next to Uranus. _____

B. Write the names of the planets.



Practice Time

A. Number the sentences.



_____ She wants to see Mercury.
Let her look.

_____ He wants to see Saturn.
Let him look.

_____ I want to see Neptune.
Let me look.

_____ They want to see Venus.
Let them look.

B. Read and write.

1. she → her 2. I → _____ 3. we → _____ 4. they → _____ 5. he → _____

C. Fill in the gaps using words in the box.

him – me – them – us – her

- 1- I want to see Neptune. Letlook.
- 2- She wants to see Venus. Letlook.
- 3- He wants to see Mercury. Let.....look.
- 4- They want to see Jupiter. Let.....look.
- 5-We want to see Mars. Let.....look.

Phonics Time

A. Does it have oi or oy? Write and match.

1. R___ is a b___. J___ ce is a girl. ●



2. R___ p___ nted at the ___ sters in the f___ l. ●



3. R___ b___ led some ___ sters. ●



4. J___ ce br___ led some ___ sters. ●




5. J___ ce wanted s___ sauce and R___ wanted ___ l. ●



6. They ate the ___ sters and jumped for j___. ●



B. Follow the oy words.





Conversation Time

A. Fill in the blanks. Then number the sentences.

together play practice have playing music singer idea That's enough well do

You _____ very well.

But I don't practise _____.

_____ a great idea. Thanks.

I don't sing very _____.

Sure you _____.
You're a good _____.

Well, _____ makes you perfect.

Thanks. I love _____.

I _____ an _____.
Let's practise _____.

B. Look and write.

You paint _____.

Thanks. I _____.

I don't _____.

Sure _____ . You're a _____.

Word Time

A. Read and match.

1. musician

2. nurse


3. computer programmer

4. engineer







5. artist



B. Read and write.



Today is Sunday. What are they going to do on Monday?

1.  She's a musician. She's going to _____
2.  He's a vet. _____
3.  They're engineers. _____
4.  He's a computer programmer. _____
5.  They're artists. _____
6.  She's a nurse. _____

Practice Time

A. Read and write.



1. Why does she want to be _____ ?
Because she likes _____ .
2. Why does he want to be _____ ?

3. Why do they want to be _____ ?

4. Why does he want to be _____ ?

5. Why does she want to be _____ ?

6. Why does she want to be _____ ?

B. Your turn. Read and write.



Why do you want to be a _____ ?

Because _____

Phonics Time

A. Read and write. Use some letters twice.

ar au er or ow ou oi ur ir oo

1.



P____ I and Patty went shopping.
P____ I bought a sh____t. Patty
bought a p____se. The cl____k was
very happy!

2.



Emad c____ked lunch today. He
b____led some instant n____dles.
"Yum!" said Dalia. But there was a
c____n in the n____dles and a
mark____ in the salad!


3.




Samir went to the p____k. He ate d____t
with a f____k and got very d____ty. He
saw a d____k cl____d and thought, "I can
take a sh____er in the rain!"

B. Do they both have the same vowel sound? Look and put ✓ or X.

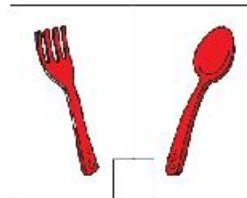
1.



2.



3.



4.



Sample Test 1

A-Listening

1- Listen and circle:

1-barn	2-wood	3-point
farm	moon	boy

2- Listen and complete:

Father: Which one do you want?

Daughter: Oh! I don't know. They are all..... (1).....

Father: Please, can you (2)..... up your mind?

Daughter: sure.

Father: Where is the..... (3).....?

Daughter: He is..... (4)..... there.

B-Reading

3- Circle the odd one and replace it with a correct one:

					Answer
1	kite	lemonade	oil	water	
2	musician	father	engineer	vet	
3	build	draw	programmer	boil	
4	tigers	trees	animals	cats	
5	ice cream	cake	water	curry	

4- Fill in the gaps using words in the box:

doctor - thirsty - vet – painter – hungry

In the future, I'd like to be a painter. A (1)..... can draw and paint nice pictures. My brother wants to be a (2)..... He is kind to animals. He offers them food and drink when they are (3).....or (4)..... My sister would like to be a computer programmer.

5- Read the passage and answer the questions:

Mr. Magdy, his wife and the kids were at the Safari Park. Kareem saw the giraffe. It is very tall. Hoda loved the elephant and gave it potatoes. They all laughed at the monkeys. Monkeys ate bananas. The animals were happy. The kids were kind to the small animals.

A- Fill in the blank boxes with (True) or (False):

		True	False
1-	Mr. Magdy was at the zoo.		
2-	Kareem saw the elephant.		
3-	The giraffe is very tall.		

B-Answer the following questions:

4- What did Hoda love?

5- What did the monkeys eat?

C-Writing

6-Rearrange the following words to make correct sentences:

1- turtles – had – He – day – one.
.....

2- She - snorkel – to – likes.
.....

3- one - Which – tallest – is – the?
.....

4- you – What - do – like?
.....

7-Look and write a paragraph of Five sentences:



.....
.....
.....
.....
.....

8-Punctuate the following:

1- ahmed and mary can see saturn
.....

2- did you see heba s book
.....

Sample Test 2

A-Listening

1- Listen and circle

1-chair	2-house	3-school
share	town	took

2- Listen and complete:

Alaa: Do you want to visit the museum?

Khaled: That's a great..... (1)..... I enjoy it.

Alaa: When do you like to..... (2).....?

Khaled: Next..... (3).....

Khaled: Are you (4).....on that day?

Alaa: Yes, sure.

B-Reading

3- Circle the odd one and replace it with a correct one:

					Answer
1	owl	elephant	kangaroo	giraffe	
2	clown	clerk	sister	vet	
3	whale	turtle	eel	crab	
4	monkey	shop	cashier	gift	
5	aquarium	seashore	planetarium	gown	

4- Fill in the gaps using words in the box:

hobby – plant – clean – models - cycling

Kareem, Hany and Ahmed are at school. They talk about their favourite hobbies. Kareem likes to(1).... trees and flowers. Hany likes building(2)..... Ahmed's(3).....is different. He likes to keep his class, home and garden(4).....and tidy.

5- Read the passage and answer the questions:

Mona and Hana are on a field trip to the aquarium. There are lots of different kinds of marine animals. Here's a whale, over there is a dolphin, and there's a shark near the eel. This fish is fast, but this one is slow. This is an octopus, and this is a crab. The crab is smaller than the octopus.

A- Fill in the blank boxes with (True) or (False):

		True	False
1-	Mona and Hana saw the lion.		
2-	The shark is near the eel.		
3-	They saw many sea animals		

B-Answer the following questions:

4- Where did Mona and Hana go?

5- Why did they go there?

C-Writing

6-Rearrange the following words to make correct sentences:

1- singing –doesn't – like – She.

.....
2- models – likes– An engineer.

.....
3- she - Does – drawing – like?

.....
4- the musician – What - did– do?

7-Look and write a paragraph of Five sentences:



.....
.....
.....
.....
.....

8-Punctuate the following:

1- this is alaa and eman

.....

2- where is hoda s violin

.....

Sample Test 3

A-Listening

1- Listen and circle:

1-cook	2-cow	3-bird
spoon	call	bread

2- Listen and complete:

Soha : Where is the monkey?

Heba: It's on the..... (1).....

Soha : Is it..... (2)..... ?

Heba : Don't worry. It won't..... (3).....you.

Soha : Is that a (4).....?

Heba : Yes, it is.

B-Reading

3- Circle the odd one and replace it with a correct one:

					Answer
1	Mercury	Earth	school	Venus	
2	fishing	sleeping	snorkelling	playing	
3	singer	paper	violin	musician	
4	football	hockey	basketball	wood	
5	elephant	giraffe	chimpanzee	whale	

4- Choose the correct answer from a, b, c or d:

1-The.....takes care of people.

a- vet b- engineer c- nurse d- artist

2- We need string andto make a kite.

a- paper b- violin c- moon d- house

3- The crab isthan the whale.

a- slower b- faster c- bigger d- taller

4- I want to see the moon. Let.....look.

a- him b- me c- us d- them

5- Read the passage and answer the questions:

Last week, we went to the seashore. Mr. Mohamed enjoyed snorkelling. Ahmed and Sara caught a big fish. Mona and Mary played volleyball. Kareem went horseback riding. Habiba was happy. She helped us by preparing sandwiches.

A- Fill in the blank boxes with (True) or (False):

		True	False
1-	Mr. Mohamed enjoyed the horse.		
2-	Sara caught a big fish alone.		
3-	Mary and Mona played volleyball.		

B-Answer the following questions:


- 4- What did Kareem do?
- 5- How did Habiba help?

C-Writing

6-Rearrange the following words to make correct sentences:

- 1- is – That – kite – a cool.
.....
- 2- play - very – well– You.
.....
- 3- he - Why – this – want – does?
.....
- 4- they – have - Did– lunch?
.....

7-Look and write a paragraph of Five sentences:



8-Punctuate the following:

- 1- we study english on thursday
.....
- 2- where is kareem s school
.....

جميع حقوق الطبع محفوظة لوزارة التربية والتعليم والتمهيم الفني داخل جمهورية مصر العربية

Book size	:	19.5 x 27
Number of pages	:	76
Weight of paper sheet	:	70 gm
Weight of cover sheet	:	180 gm
Print colour	:	4 Colours
Code No.	:	

الشروق

الحديثة للطباعة والتغليف

القاهرة : ٨ شارع سيويه المصرى - ت : ٢٤٠٢٢٣٩٩ - فاكس : ٢٤٠٣٧٥٦٧ (٠٢)
مدينة العبور - المنطقة الصناعية