

KG2



# Connect

Term 1

Student's Book



Claire Medwell  
with Wendy Cherry and Emma Wilkinson

## Foreword

This is a pivotal time in the history of the Ministry of Education and Technical Education (MOETE) in Egypt. We are embarking on the transformation of Egypt's K-12 education system (Education 2.0) starting in September 2018 with KG1, KG2 and Primary 1, continuing to be rolled out year after year until 2030. We are transforming the way in which students learn, to prepare Egypt's youth to succeed in a future world that we cannot entirely imagine. The rapid technological advancement and disruptions to industries and the workplace requires MOETE to undergo a major configuration of when to learn and what to learn. The foundational skills of literacy, numeracy and digital literacy are the core. Education at a young age also needs to be multidisciplinary to broaden students' horizons, integrating the essential soft skills and competencies such as communication and critical thinking into the school curriculum. There must be joy in learning so that students are motivated to engage in lifelong learning throughout their lives keeping up and staying ahead of changes in the world.

Curriculum is not the end but the beginning of the important process of changing Egypt's education system. MOETE is very proud to present this new series of textbooks, *Connect*, with the accompanying digital learning materials that capture its vision of the transformation journey. This is the result of much consultation, much thought and a lot of work. We have drawn on the best expertise and experience from national and international organizations and education professionals to support us in translating our vision into an innovative national curriculum framework and exciting and inspiring print and digital learning materials.

The MOETE extends its deep appreciation to its own Center for Curriculum and Instructional Materials Development (CCIMD) and specifically, the CCIMD Director and her amazing team. MOETE is also very grateful to the minister's senior advisors for curriculum and early childhood education. Our deep appreciation goes to Discovery Education, Nahdet Masr, Longman Egypt, UNICEF, UNESCO, World Bank Education Experts and UK Education Experts who, collectively, supported the development of Egypt's national curriculum framework. I also thank the Egyptian Faculty of Education professors who participated in reviewing the national curriculum framework. Finally, I thank each and every MOETE administrator in all MOETE sectors as well as the MOETE subject counsellors who participated in the process.

This transformation of Egypt's education system would not have been possible without the significant support of Egypt's current president, His Excellency President Abdel Fattah El-Sisi. Overhauling the education system is part of the president's vision of 'rebuilding the Egyptian citizen' and it is closely coordinated with the Ministries of Higher Education and Scientific Research, Culture, and Youth and Sports. Education 2.0 is only a part in a bigger national effort to propel Egypt to the ranks of developed countries and to ensure a great future to all of its citizens.



## **A Word from the Minister of Education and Technical Education**

It is my great pleasure to celebrate this extraordinary moment in the history of Egypt where we launch a new education system designed to prepare a new Egyptian citizen proud of his Egyptian, Arab and African roots - a new citizen who is innovative, a critical thinker, able to understand and accept differences, competent in knowledge and life skills, able to learn for life and able to compete globally.


Egypt chose to invest in its new generations through building a transformative and modern education system consistent with international quality benchmarks. The new education system is designed to help our children and grandchildren enjoy a better future and to propel Egypt to the ranks of advanced countries in the near future. The transformation of the Egyptian citizen is Egypt's national project for the years to come and it is the only safeguard for a prosperous future.

The fulfillment of the Egyptian dream of transformation is indeed a joint responsibility among all of us; governmental institutions, parents, civil society, private sector and media institutions. Here, I would like to acknowledge the critical role of our beloved teachers who are the role models for our children and who are the cornerstone of the intended transformation.

I ask everyone of us to join hands towards this noble goal of transforming Egypt through education in order to restore Egyptian excellence, leadership and great civilization.

My warmest regards to our children who will begin this journey and my deepest respect and gratitude to our great teachers.

**Dr. Tarek Galal Shawki**  
**Minister of Education and Technical Education**





# Contents

## Theme 1: Who am I ?



Let's remember! ..... 2

Unit 1 Hop, skip, jump ..... 6

Play time ..... 22



Unit 2 I play music ..... 24

Play time ..... 40

## Theme 2: The world around me



Unit 3 My home ..... 42

Play time ..... 58


Unit 4 My day ..... 60

Play time ..... 78



Review 1 ..... 80

Cut-outs ..... 84



# Scope and sequence

Theme	Unit	Vocabulary	Language	Phonics	Life skills	Values	Issues and challenges	Integrated cross-curriculum topics
Who am I?	1 Hop, skip, jump	climb, hop, jump, kick, run, skip	I can (jump). I can (jump), too. Well done!	k: kick, kite t: teddy bear, two K: Karim T: Talia	<b>Critical thinking: Observation:</b> Match and say <b>Problem solving:</b> It's Sports Day! <b>Decision making:</b> Look and draw	<b>Independence:</b> Let's be healthy!	<b>Preventative health:</b> It's Sports Day, Let's be healthy!	<b>Math:</b> Counting 1-10, Play time
	2 I play music	drum, guitar, piano, flute, triangle	I play the (piano). I play the (piano), too.	g: guitar, green p: piano, pink G: Gamila P: Peter	<b>Problem solving:</b> A talent show <b>Collaboration:</b> Let's work together! <b>Creativity:</b> Think, draw and color	<b>Independence:</b> Show and tell <b>Sharing:</b> Let's work together!	<b>Community participation:</b> Let's work together!	<b>Music:</b> Instruments in the class
The world around me	3 My home	bathroom, bedroom, garden, house, kitchen, living room	Where's (Dina)? She's in the (bathroom).	i: in, ink, insect u: up, umbrella l: Injy U: Uncle	<b>Problem solving:</b> Hide and seek, Play time <b>Self-management:</b> Let's do it ourselves! <b>Respect for diversity:</b> Homes in Egypt	<b>Independence:</b> Let's do it ourselves! <b>Tolerance and acceptance of others:</b> Homes in Egypt	<b>Loyalty and belonging:</b> Homes in Egypt	<b>Social Studies:</b> Homes in Egypt
	4 My day	get up, go to bed, go to school, have breakfast, have lunch, have dinner, play with friends	I (get up). I (have breakfast).	l: leg, lion, lemon q: quiet L: Lamya Q: Queen	<b>Problem solving:</b> Busy Bee's day <b>Self-management:</b> Let's get ready!, Day and night <b>Communication:</b> Show and tell <b>Critical thinking: Observation, Creating relationships:</b> Day and night	<b>Appreciation of science:</b> Day and night <b>Independence:</b> Show and tell	<b>Community participation:</b> My daily routine	<b>Science:</b> Day and night
Review 1		Revision from units 1-4			<b>Communication:</b> Acting	<b>Participation:</b> Board game, Acting		





# Let's remember



1 Look and write

d e h j m o r s a



ant



og




and



ump



ed



lephant



onkey



trawberry

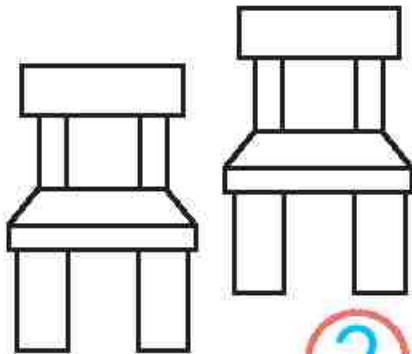


range



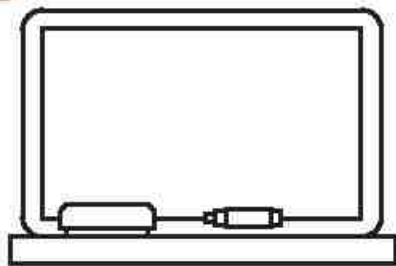
1 Count and color

1

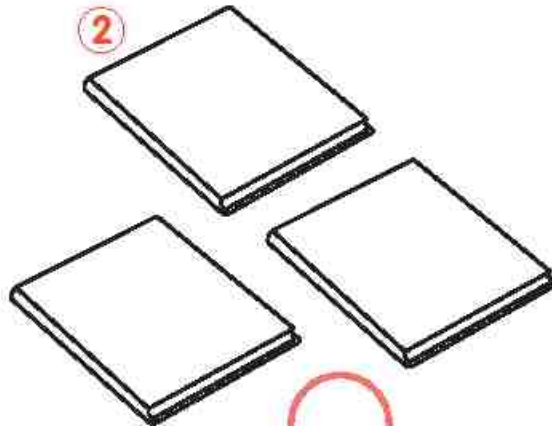


2

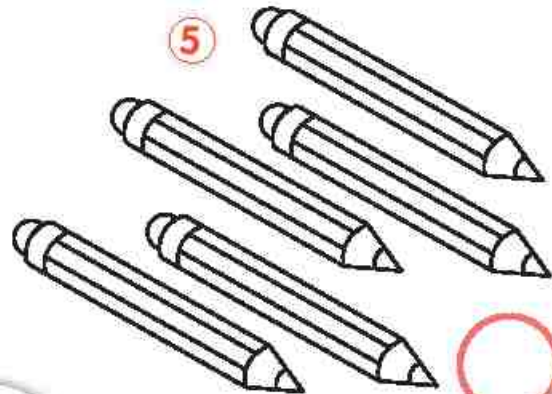
4



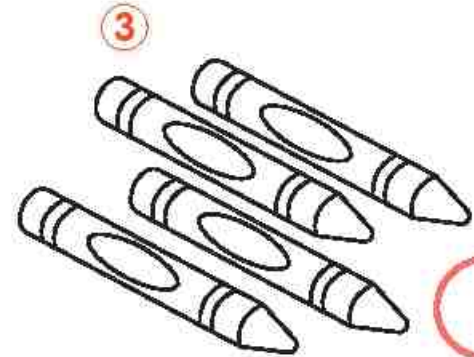
2



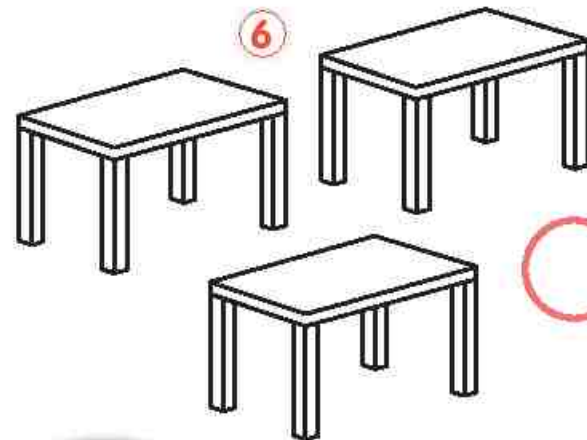
5



3



6





# Let's remember



1 Look and write

a b c d e f ~~j~~ m h

1



jacket

2



ello

3



pple

4




ook

5



gg

6



lag

7



uck

8



ap

9




ug





1 Listen and number



# Hop, skip, jump



1 Look, listen and point



2 Sing



climb



hop



jump



kick




run




skip




 **1 Match and say**

 **2 Color**



climb



run



kick



hop



jump



skip

**Vocabulary:** climb, hop, jump, kick, run, skip



# It's Sports Day!



**1** Listen, read and point



Video

**1**

I can jump.



I can jump, too!

**Story:** It's Sports Day! I can (run). I can (run), too.

# It's Sports Day!

Story

Unit  
1

2



3



# It's Sports Day!



4



I can run!

5



I can hop!

I can... Whooh!



**Think!**

? What's wrong with Youssef?  
Can he climb?



# It's Sports Day!



Story

Unit  
**1**

6







**Let's  
exercise!**

# It's Sports Day!



 Listen, cut and stick




 Go to page 85



1 Listen, find and match





2 Color and say





# Let's be healthy!



Video



We're healthy!


1 Look and draw  






# I can skip

 1 Look, listen and point



 3 Look and say



 2 Make a class poster

 Go to page 87







1 Listen and choose



1





2 Trace what you choose

2



3 Now color and say

3




Language: I can (skip)!

# Learn sounds with Busy Bee!

k K  
t T

1 Look, listen and repeat

2 Look and circle t and k or T and K



teddy bear



two

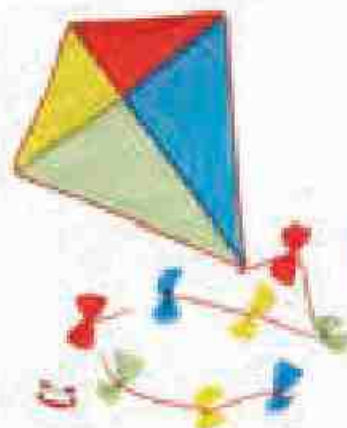


Talia

Karim



kick



kite

abcdefghijklmnopqrstuvwxyz

Phonics: the t and k sounds



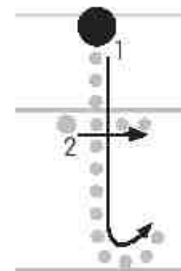


k K  
t T


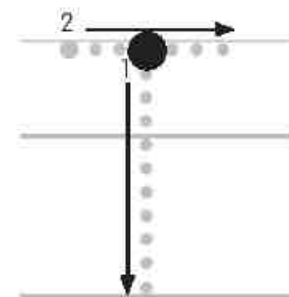
# Learn to write with Busy Bee!



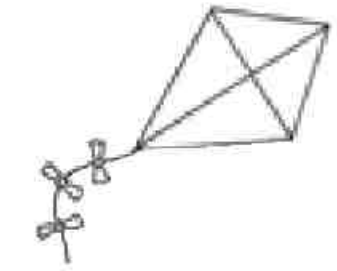
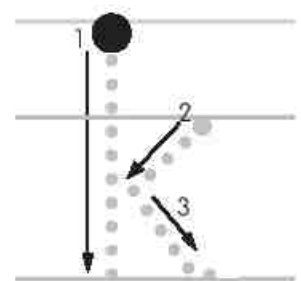
Trace and color



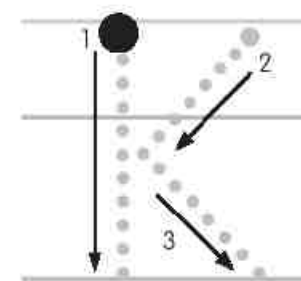
teddy bear



Talia



kite



Karim



ABCDEFGHIJKLMNOPQRSTUVWXYZ



# Learn numbers with Busy Bee!




1 Look and read



2 Count and write

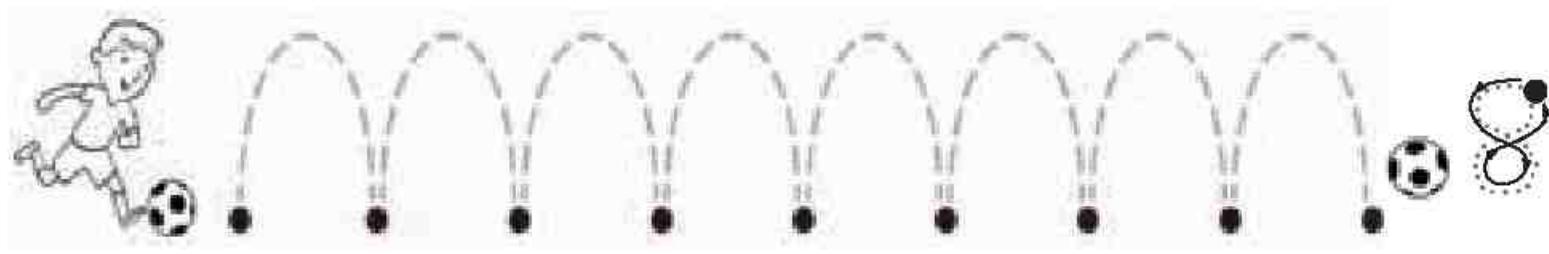
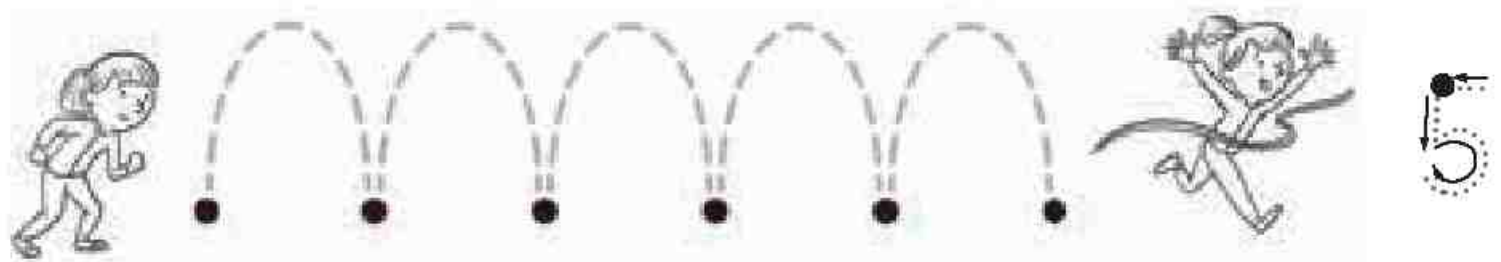
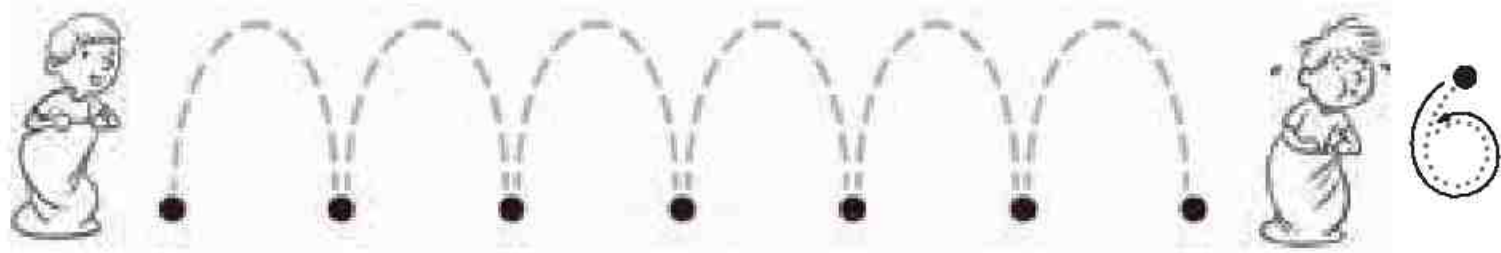
1 2 3 4 5 6 7 8 9 10



**1** Count, trace and say

**2** Color

**3** Look and color



Vocabulary



Issues



Phonics **t k T K**



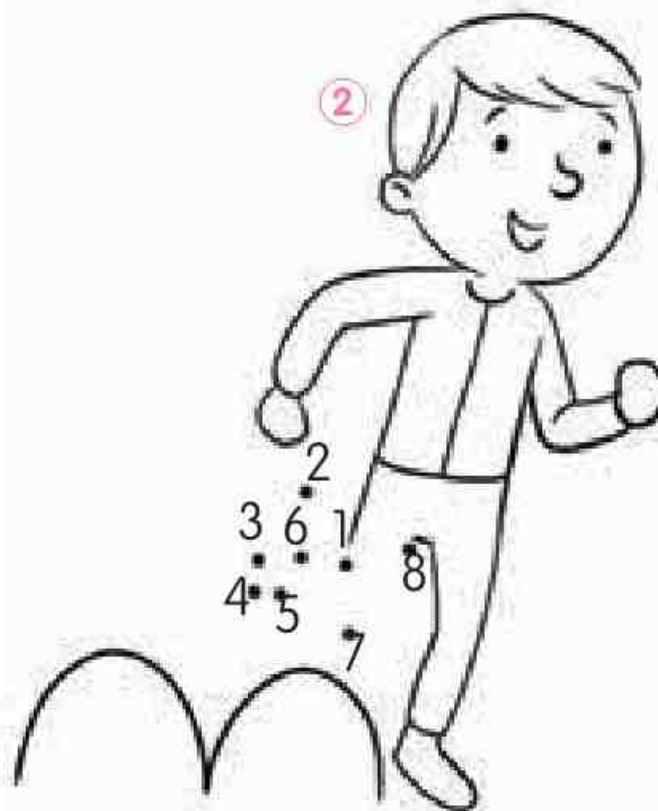
# Play time



1 Join and say the action



2 Color








**1** Join and say the action



**2** Color



Teacher assessment



Unit  
**2**

# I play music




1 Look, listen and point



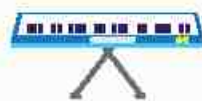
2 Sing



drum



guitar



piano



flute



triangle



Video

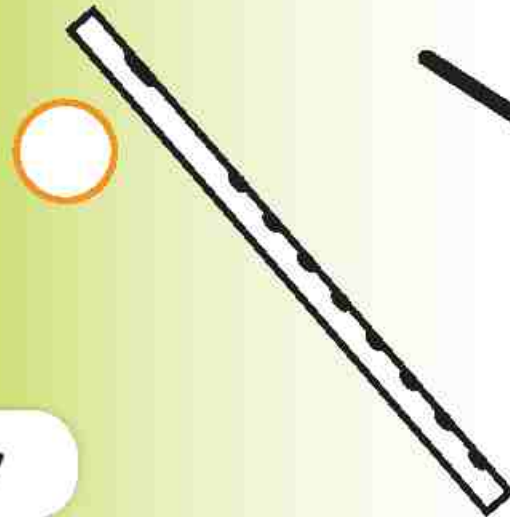

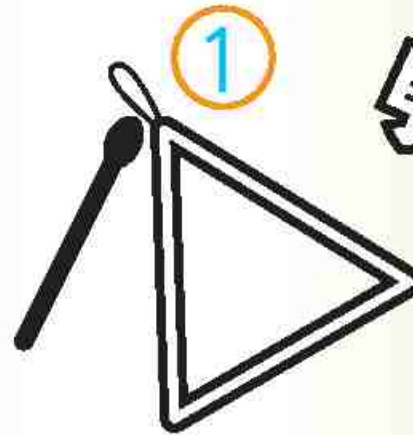
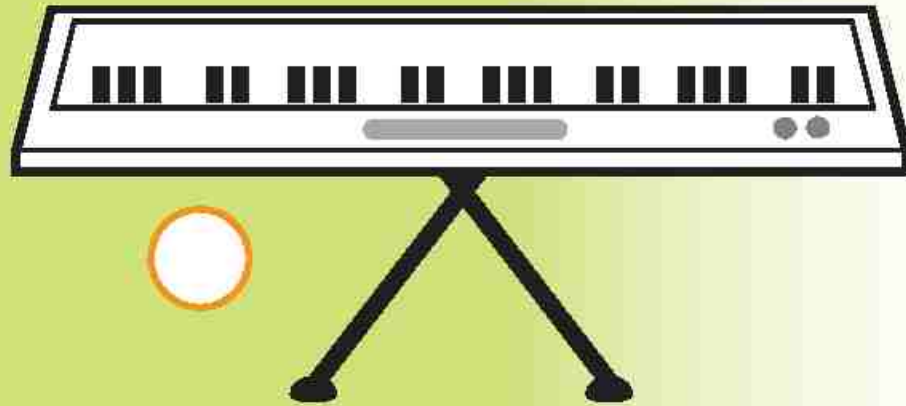


Video





1 Listen and number



2 Color and say

**Vocabulary:** drum, guitar, piano, flute, triangle



# A talent show




1 Listen, read and point

1



Video



**Story:** A talent show I'm (Adam). I play the (piano). Well done!

# A talent show

Story

Unit  
2

2



# A talent show

3



I'm Laila.  
I play the triangle.



**Think!** What instrument will Busy Bee play?





# A talent show



4

I play the drum!




5

Let's play together!



Let's play  
music!



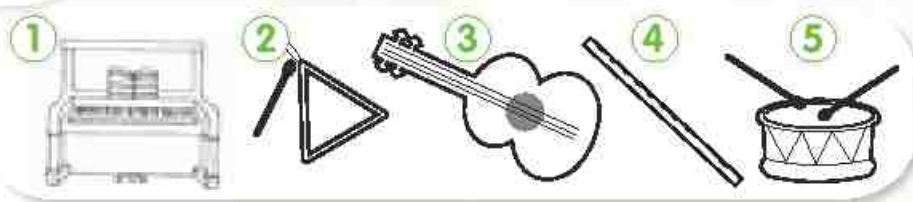
1 Look, listen and number




Video



2 Draw and say



 **1** Look, listen and circle



1



2



3





# Let's work together!



1 Look and say



guitar



piano



drum



2 Sing and do




**We work together!**



1 Think of a musical instrument



2 Draw and color



Language: *This is my (guitar).*



# I play the guitar!

 1 Listen and point



 2 Look and say




 Go to page 89



**1** Listen and match

**2** Trace and say



1



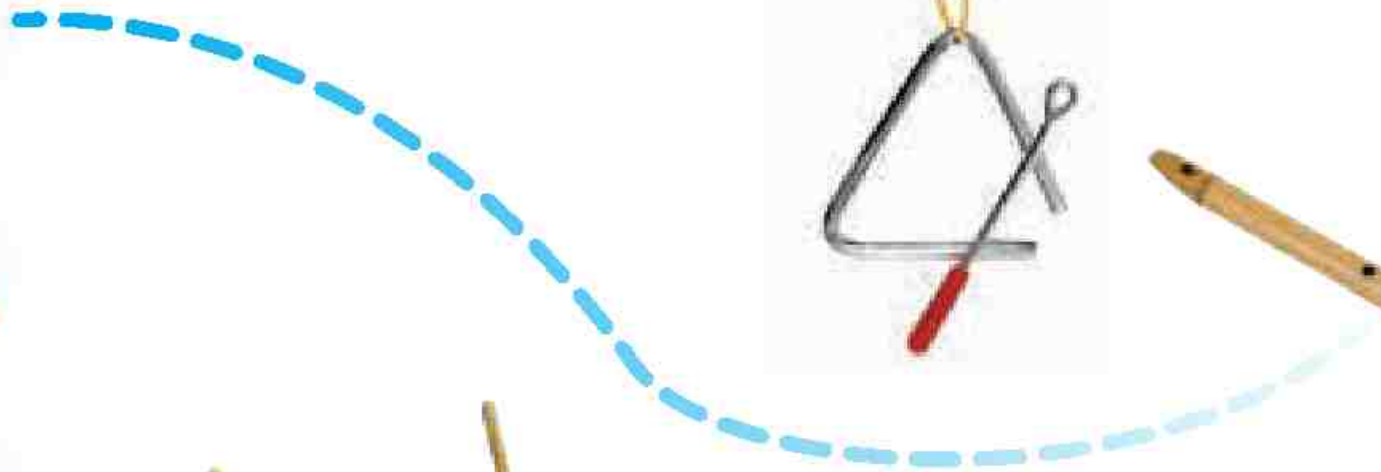
2



3



4



Language: *I play the (flute)!*



g G  
p P

# Learn sounds with Busy Bee!



1 Look, listen and repeat



2 Look and circle g and p or G and P



guitar



Gamila



green



piano



Peter



pink



abcdefghijklmnopqrstuvwxyz

Phonics: the g and p sounds





g G  
p P

# Learn to write with Busy Bee!

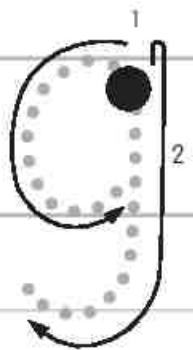
Writing Unit 2




1 Trace and copy



2 Color and say

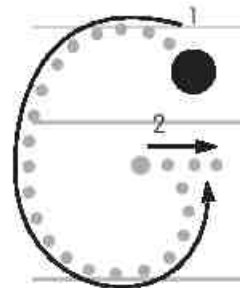


g

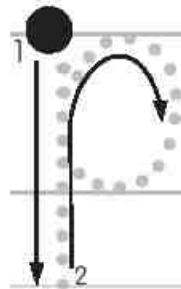


guitar

green



Gamila

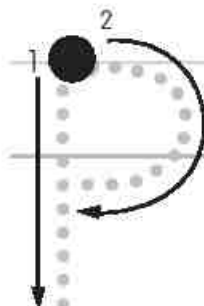


p



piano

pink




Peter




ABCDEFGHIJKLMNOPQRSTUVWXYZ



# A drum

 1 Make a drum

 2 Look and say



**Language:** *This is my drum.*



# Show and tell



1 Show and tell



Language: I can play the (flute).

Unit review **Unit 2**



2 Look and color

Vocabulary



Life skills



Phonics **g G p P**



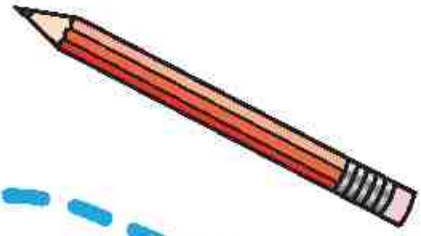
Art



# Play time



 1 Look, say and match



g p k t





1 Look and say



piano

g k ~~p~~ t

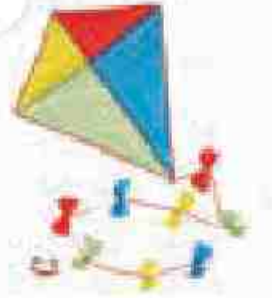


irl

2

wo

2 Write



ite

3 Look and write



Talia

G K P ~~T~~



arim



eter



amila

Teacher assessment

# My home



1 Look, listen and point



2 Sing



Video



Video



bathroom



bedroom



garden



house



kitchen




living room



1 Look, listen and number



2 Look and say



**Vocabulary:** bathroom, bedroom, garden, house, kitchen, living room



# Hide and seek



1 Listen, read and point

Let's play a game!

1



Where's Dina? She's in the garden.

2



Video

Story: Hide and seek Where's Busy Bee? She's in the (kitchen).

# Hide and seek

Where's Youssef?

3



He's in the bathroom!

Where's Laila?

4



She's in the living room!



# Hide and seek

5

Where's Busy Bee?



**Think!**  
Where's Busy Bee?



# Hide and seek

6


She's in the bedroom!



She's under the bed.



**Make your bed!**

**1** Look and find 

**2** Circle Busy Bee 

**3** Say 







1 Look and color

1



2



3



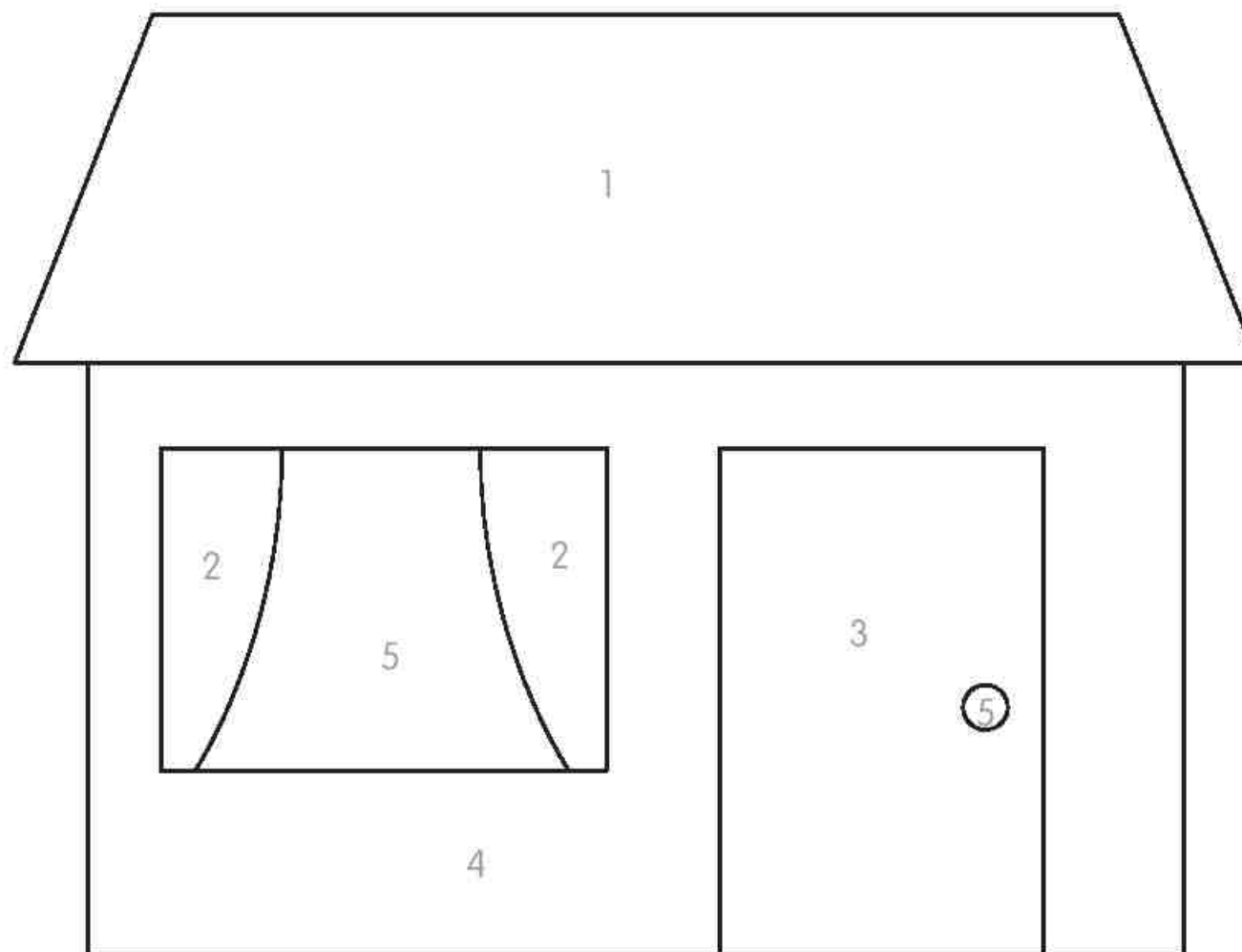
4



5



2 Look and say



Language: *It's (red).*

# Let's do it ourselves!



1 Look and say



bedroom



garden



bathroom



2 Sing and do



Video



I can do it!



**1** Look and draw 😊 😞

**2** Say



**Language:** *I can/can't do it.*

# Where's Dina?



1 Listen, point and play



2 Look and say



Go to page 87



1 Choose and match

2 Ask and answer



Language: *Where's (Dina)? She's in the (bedroom).*






i I  
u U

# Learn sounds with Busy Bee!



1 Look, listen and repeat



2 Look and circle i and u or I and U



in



insect



ink



Injy



umbrella



up



Uncle Amr



abcdefghijklmnopqrstuvwxyz

Phonics: the i and u sounds

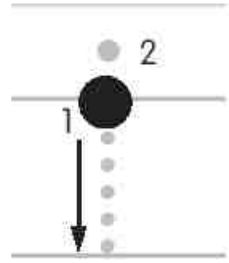


i I  
u U

# Learn to write with Busy Bee!



Trace and copy



i



insect



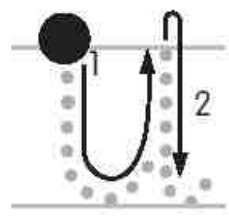
ink



in



Injy



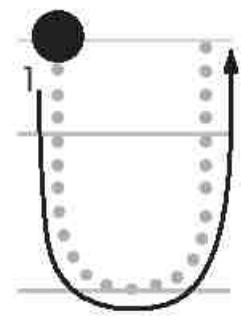
u



umbrella



up



Uncle Amr





ABCDEFGHIJKLMNOPQRSTUVWXYZ



# Homes in Egypt




1 Look, listen and repeat



Video

1

## Nubia




2

## Cairo



3


## Alexandria




# Homes in Egypt



1 Look, listen and follow



2 Now say



Nubia



Alexandria



Cairo

Language: I live in (Cairo).

Social Studies: Homes in Egypt

## Unit review <sup>Unit</sup> 3



3 Look and color

### Vocabulary



### Life skills



### Phonics






# Play time



Follow and match



k



p



g

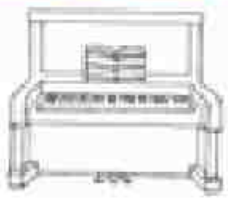


u



1 Look and sort


**Music**



**My home**



**Sports**



Teacher assessment



Unit  
**4**

# My day



1 Look, listen and point



get up



have breakfast



go to school



have lunch



play with friends



have dinner



go to bed



2 Sing



Video



Video



1 Look, listen and point



2 Choose, act and say



**Vocabulary:** *get up, have breakfast, go to school, have lunch, play with my friends, have dinner, go to bed*



# Busy Bee's day!



Story

Unit  
4



1 Listen, read and point

1



Video

Good morning!  
Everyday, I get up.



I have breakfast.



# Busy Bee's day!




Story

Unit  
4

2

I go to school with Adam and Dina.



Goodbye, Adam!  
Goodbye, Dina!  
Goodbye, Busy Bee!

3



I have lunch with Adam and Dina at home.



# Busy Bee's day!



Story

Unit  
**4**

4



**Think!**



Busy Bee wants to play!  
What should the children do?

# Busy Bee's day!



Story

Unit  
**4**

5

You are the queen bee!



I'm Busy Bee, the queen bee!

6

Then, I go to bed.  
Good night!









**Smile and say Hello!**





**1 Listen, cut and stick**

**2 Now say**



 **Go to page 91**

**Story:** Busy Bee's day! *I get up. I have breakfast.*



1 Look and say



2 Circle the odd one out

1



2



3



4

K

t

P

I



# Let's get ready!



1 Look and say



get up




have  
breakfast



go to  
school



2 Sing and do



Video

We get ready!




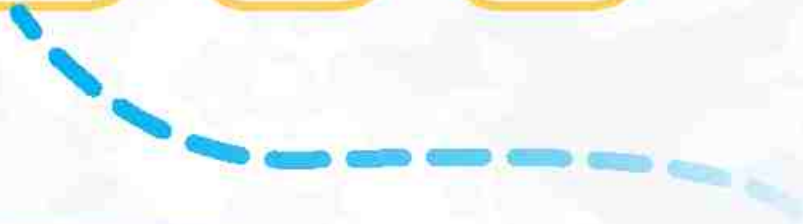
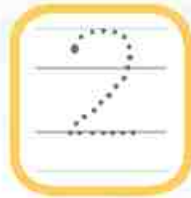

1 Listen and match



2 Trace



3 Listen again and repeat





# My daily routine



1 Look, listen and point



2 Cut and make



3 Look and say



Go to page 93



**1** Color and say

①




②



③



④



**Language:** I get up, I have breakfast, I go to school, I go to bed.



# Learn sounds with Busy Bee!

Phonics **Unit 4**

l  
q

L  
Q



1 Look, listen and repeat



2 Look and circle l and q or L and Q



leg



lion



lemon



Lamyra

Queen  
Elizabeth



quiet



abcdefghijklmnopqrstuvwxyz

Phonics: the l and q sounds



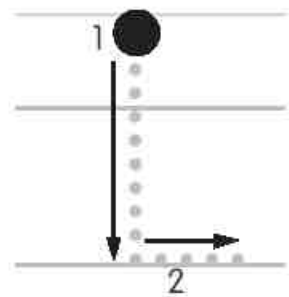
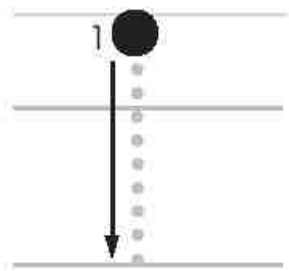
# Learn to write with Busy Bee!



1 Trace and copy



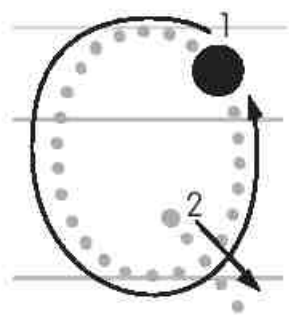
2 Say



eg

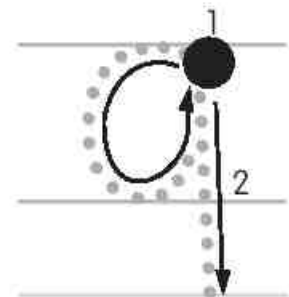
ion

l amy a



Queen

Elizabeth



quiet



ABCDEFGHIJKLMNOPQRSTUVWXYZ



# Day and night



1 Listen and point



Video



2 Look and join





Look, listen and say



Language: *It's (morning). I (get up).*



# A daily routines book

1 Make a daily routines mini book

2 Look and say



 Go to page 95-97

**Language:** *It's my daily routines book. I get up. I have breakfast.*



# Show and tell



1 Show and tell



Language: *I go to bed.*

Unit review **4**



2 Look and color

Vocabulary



Life skills



Phonics



Project









# Play time



 Color and number





1 Look and draw



Teacher assessment





# Review 1



1 Look, listen and point



6

7


8



2 Color the star



Look, listen and number



Revision of language from units 1-4



 Play the game

The image shows a circular path of dashed red lines connecting various phonics cards. The cards are arranged in a circle around a central beehive. The letters on the cards are: p, g, k, t, i, u, q, l, i. Each letter is accompanied by a picture: a pencil, a lizard, a person, a teddy bear, a soccer ball, a paint palette, a person, a person, and a person. There are also several bees flying around the path, and a ladybug on a rock in the center.



**1** Listen and point




**2** Act

Revision of language and vocabulary from units 1-4



# CUT-OUTS




Unit  
**It's Sports Day!**



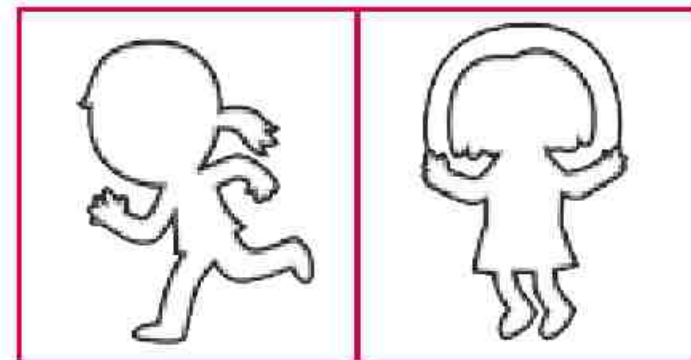






Unit **3** Where's Dina?



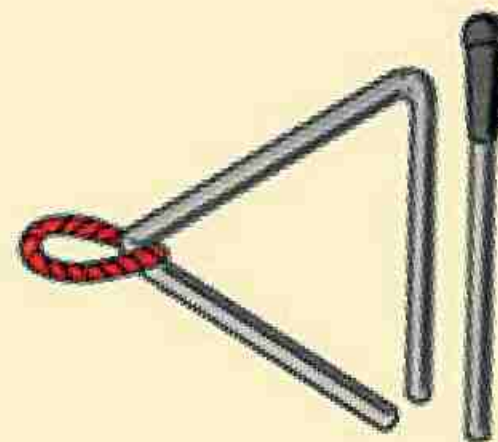

Unit **1** Make a class poster







Unit  
**2** I play music








Unit  
**4** **Busy Bee's day!**







Unit  
**4** My daily routine







Unit  
**4** **A daily routines book**











