

KG1



Connect

Term 2

Student's Book



Claire Medwell

with Wendy Cherry and Emma Wilkinson

Contents

How the world works



Unit 5 My food 2

Play time 20



Unit 6 Let's visit the zoo 24

Play time 42

Communication



Unit 7 My toys 44

Play time 58



Unit 8 Let's go shopping 60

Play time 78

Review 2 82

Cut-outs 86

Foreword

This is a pivotal time in the history of the Ministry of Education and Technical Education (MOETE) in Egypt. We are embarking on the transformation of Egypt's K-12 education system (Education 2.0) starting in September 2018 with KG1, KG2 and Primary 1, continuing to be rolled out year after year until 2030. We are transforming the way in which students learn to prepare Egypt's youth to succeed in a future world that we cannot entirely imagine. The rapid technological advancement and disruptions to industries and the workplace requires MOETE to undergo a major configuration of when to learn and what to learn. The foundational skills of literacy, numeracy and digital literacy are the core. Education at a young age also needs to be multidisciplinary to broaden students' horizons, integrating the essential soft skills and competencies such as communication and critical thinking into the school curriculum. There must be joy in learning so that students are motivated to engage in lifelong learning throughout their lives, keeping up and staying ahead of changes in the world.

Curriculum is not the end but the beginning of the important process of changing Egypt's education system. MOETE is very proud to present this new series of textbooks, *Connect*, with the accompanying digital learning materials that capture its vision of the transformation journey. This is the result of much consultation, much thought and a lot of work. We have drawn on the best expertise and experience from national and international organizations and education professionals to support us in translating our vision into an innovative national curriculum framework and exciting and inspiring print and digital learning materials.

The MOETE extends its deep appreciation to its own Center for Curriculum and Instructional Materials Development (CCIMD) and specifically, the CCIMD Director and her amazing team. MOETE is also very grateful to the minister's senior advisors for curriculum and early childhood education. Our deep appreciation goes to Discovery Education, Nahdet Masr, Longman Egypt, UNICEF, UNESCO, World Bank Education Experts and UK Education Experts who, collectively, supported the development of Egypt's national curriculum framework. I also thank the Egyptian Faculty of Education professors who participated in reviewing the national curriculum framework. Finally, I thank each and every MOETE administrator in all MOETE sectors as well as the MOETE subject counsellors who participated in the process.

This transformation of Egypt's education system would not have been possible without the significant support of Egypt's current president, His Excellency President Abdel Fattah El-Sisi. Overhauling the education system is part of the president's vision of 'rebuilding the Egyptian citizen' and it is closely coordinated with the Ministries of Higher Education and Scientific Research, Culture, and Youth and Sports. Education 2.0 is only a part in a bigger national effort to propel Egypt to the ranks of developed countries and to ensure a great future to all of its citizens.

A Word from the Minister of Education and Technical Education

It is my great pleasure to celebrate this extraordinary moment in the history of Egypt where we launch a new education system designed to prepare a new Egyptian citizen proud of his Egyptian, Arab and African roots - a new citizen who is innovative, a critical thinker, able to understand and accept differences, competent in knowledge and life skills, able to learn for life and able to compete globally.

Egypt chose to invest in its new generations through building a transformative and modern education system consistent with international quality benchmarks. The new education system is designed to help our children and grandchildren enjoy a better future and to propel Egypt to the ranks of advanced countries in the near future. The transformation of the Egyptian citizen is Egypt's national project for the years to come and it is the only safeguard for a prosperous future.

The fulfillment of the Egyptian dream of transformation is indeed a joint responsibility among all of us; governmental institutions, parents, civil society, private sector and media institutions. Here, I would like to acknowledge the critical role of our beloved teachers who are the role models for our children and who are the cornerstone of the intended transformation.

I ask everyone of us to join hands towards this noble goal of transforming Egypt through education in order to restore Egyptian excellence, leadership and great civilization.

My warmest regards to our children who will begin this journey and my deepest respect and gratitude to our great teachers.

Dr. Tarek Galal Shawki
Minister of Education and Technical Education

Scope and sequence




	Unit	Vocabulary	Language	Phonics	Life skills	Values	Issues and challenges	Integrated cross-curriculum topics
How the world works	5 My food	apple, date, egg, nut, orange, strawberry, grapes	I like (oranges). Me, too!	f: four, flag, flower s: strawberry, star, school Identifying the last letter in a word	Participation: We like to give Communication: Show and tell Problem solving: Finding a problem and suggesting solutions	Respect: Let's say thank you! Independence: Show and tell	Community participation: Shopping Preventative health: Healthy eating	Science: Healthy food Project: A healthy food plate
	6 Let's visit the zoo	camel, elephant, giraffe, lion, monkey, snake	What's that? It's a (giraffe).	e: elephant, egg, exit O: orange, olives, on	Communication: Show and tell	Empathy: We care for animals! Curiosity: Explore new sounds!		Science: Animal habitats
Communication	7 My toys	ball, balloon, car, doll, robot, teddy bear; blue, green	Where's my (robot)? Look, here it is. Thank you.	a: ant, apple r: robot, rabbit, ring Identifying the middle letter in a word	Communication: Show and tell Participation: Let's share!	Participation: Let's share!	Community participation: Playing together	Math: Counting (5-10) Art: A teddy bear
	8 Let's go shopping	cap, jacket, sweater, shorts, skirt, T-shirt	Put on your (t-shirt). I'm wearing (a yellow skirt).	c: cap, car, cat j: jacket, jump Identifying the last letter in a word	Self-management: I can get dressed Communication: Show and tell	Self-management: Let's get dressed!		Math: Counting (1-10) Art project: A paper doll
	Review 2	Revision of vocabulary from units 5–8	Revision of language from units 5–8	Revision of phonics from units 5–8				

Unit
5

My food



1 Listen, look and point



apple



date



egg



nut



orange



strawberry



2 Sing

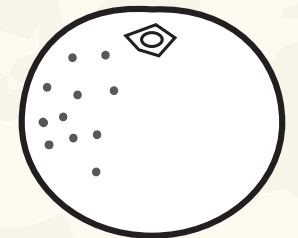





1 Listen, look and point



2 Match, color and say



Vocabulary: apple, date, egg, nut, orange, strawberry

f s Learn sounds with Busy Bee!

1 Listen, read and repeat



2 Look and circle **f** and **s**

f



four



flag



flower

s



strawberry




school



star

abcdefghijklmnopqrstuvwxyz

Phonics: the *f* and *s* sounds

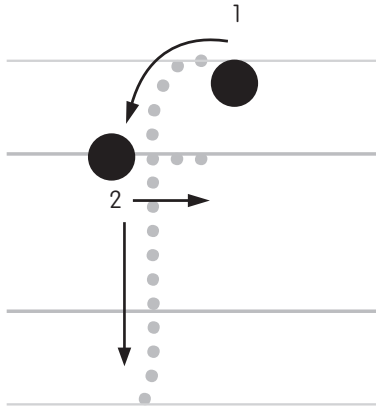


f s

Learn to write with Busy Bee!



1 Trace and say




four




2 Color and say



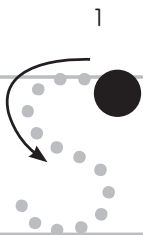
flower




flag



strawberry



school



star



abcdefghijklmnopqrstuvwxyz

Phonics: the f and s sounds

Let's learn about words!

Listening and speaking

Unit 5



1 Listen and circle the last letter



1



a o

2



h m

3



h m

4



b d

5



a o

6



b d



2 Write your name

My name is



3 Circle the last letter in your name

Let's learn about words!



1 Trace and say

1



egg

2



apple

3



orange

4



date

5



strawberry

6



nut



A day out



1 Listen and point



Video



Story: A day out I like (oranges). Thank you, (Adam).

3

I like **eggs**.

eggs

4

I like **dates**.

dates

I like **nuts**.

nuts




5

I like strawberries.



strawberries



Think!




How can we solve this problem?



We like to give!



A day out



1 Listen, cut and stick



1

2

3

4

5

6

 Go to page 93



A day out




1 Look, listen and number



2 Choose, draw and say



Let's say thank you!



1 Look and say



strawberries



apples



grapes



2 Sing




Video

Let's say thank you!

Healthy food



 Look and follow


I like strawberries!



1 Listen, look and point



2 Look and say



I like strawberries!



1 Listen and match



2 Say


1




2



3



4





Listening and speaking: *I like (strawberries). Me, too!*

A healthy food plate

1 Make a healthy food plate

2 Look and say



Show and tell



1 Show and tell



Unit review **Unit 5**



2 Look and color


Vocabulary



Values



Phonics **f** **s**




Project








Unit review

Play time



1 Look and draw 😊 or ☹️





1 Look and circle the odd one out

1



2




3



4



Play time




1 Find the difference








3 strawberries



4 strawberries



1 Look, trace and color



Teacher assessment



Unit
6

Let's visit the zoo




1 Listen and point




2 Sing



camel



elephant



giraffe



lion




monkey



snake

1 Look and match

2 Say



Vocabulary: camel, elephant, giraffe, lion, monkey, snake



e o

Learn sounds with Busy Bee!




1 Listen, read and repeat



2 Look. Find e and o

e



elephant



exit



egg

o



on



olives



orange



abcd **e** fghijklmn **o** pqrstuvwxyz



e o


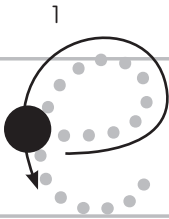
Learn to write with Busy Bee!



1 Trace and say



2 Look, trace and circle



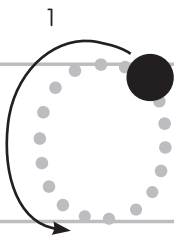
e lephant



e gg



e xit



o n



o range



o lives



abcdefghijklmnopqrstuvwxyz

Phonics: the e and o sounds

Let's learn about words!



1 Listen and circle e




1



egg

2




elephant

3



bed

4



pencil

5



red

6



hello



2 Listen again and say



Let's learn about words!

Listening and speaking

Unit 6



1 Listen and circle ◦



1



doll

2



hop

3



orange

4



olives

5



dog

6



dolphin



2 Listen again and say




At the Safari Park



1 Listen and point



Video




Story: At the Safari Park What's that? It's a (giraffe).

It's a giraffe.



It's a camel.




It's a snake.



5




What's that?



Think!



How can we solve this problem?



**Explore
new sounds!**

At the Safari Park




1 Listen, cut and stick




1




2



3



4



5



6





 Go to page 95

At the Safari Park

Story Unit
6



1 Look, trace and say




Story: At the Safari Park What's that? It's a (giraffe).

Let's think about animals!



1 Look and say




elephant



monkey



giraffe



We care for animals!



2 Sing



Video

Video

Let's think about animals!

 **1** What do the animals eat? Match



horse




bird



fish



hay



dolphin



lion



seeds



meat

Values: Caring for and feeding animals

What's that?



1 Listen and point



2 Look and say




Listening and speaking: What's that? It's a (giraffe).

What's that?




1 Make a puzzle. Then color and say




Listening and speaking: *What's that? It's a (giraffe).*

Animal habitats




Look and follow



desert



sea









grassland



rainforest



1 Choose, circle and color



Science: Animal habitats

Play time



1 Take the animals home



Unit review Unit 6



2 Look and color

Vocabulary



Values




Phonics




Science





1 Look and match, then draw



4



1 e

2 f

3 o


Teacher assessment



My toys



1 Listen, look and point



2 Sing



Video



Video



ball



balloon



car




doll



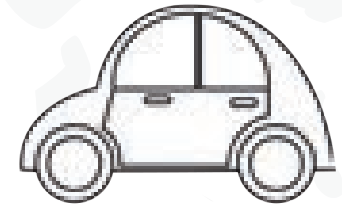
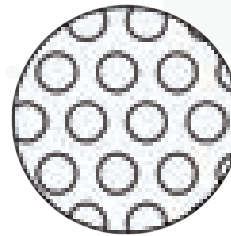


robot




teddy bear

 **1** Listen, look and say

 **2** Match and color



Vocabulary: ball, balloon, car, doll, robot, teddy bear



a r

Learn sounds with Busy Bee!




1 Listen, read and repeat



2 Look and circle **r** and **a**

a




apple



ant

r



robot



rabbit



ring



a b c d e f g h i j k l m n o p **r** s t u v w x y z



Phonics: the a and r sound



Learn to write with Busy Bee!



1 Trace and say

Tracing guide for letter 'a':

Tracing guide for letter 'r':

apple



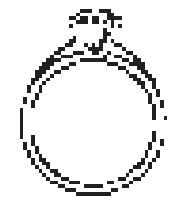


ant

robot

rabbit



2 Listen, say and color



a b c d e f g h i j k l m n o p q r s t u v w x y z

Let's learn about words!

Listening and speaking

Unit
7



1 Listen and circle the last letter



2 Listen and underline the middle letter



1



car

1



cat

2



star

2



cap

3



bear

3



sad



3 Listen again and say





Learn numbers with Busy Bee!




1 Listen and point



2 Listen and match





I can count!




1 Listen and count





6 

7 

8 



9 

10 



2 Sing





1 Count and write

1



6



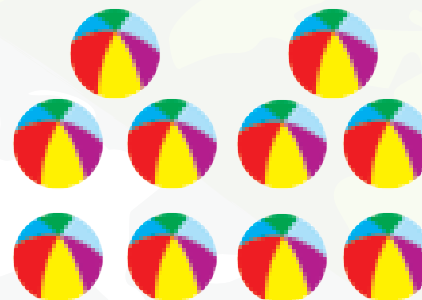
2



3




4



2 Count and say

5



6 balloons!

Let's share!



1 Look and say



balls



cars



dolls



2 Sing






I share my toys!

Let's share!




1 Draw and color




Values: Sharing

Where's my robot?



1 Listen and point



2 Look and say





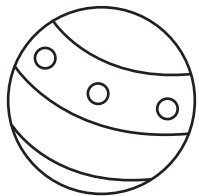




Listening and speaking: *Where's my (robot)? Here it is. Thank you.*

Where's my robot?



1 Find, circle and color



Listening and speaking: *Where's my (robot)? Here it is. Thank you.*

A teddy bear


Project **Unit 7**



1 Make a teddy bear



2 Look and say



Project: A teddy bear Hello, I'm (Ted). I'm a teddy bear.

Show and tell



1 Show and tell



Unit review **Unit 7**



2 Look and color

Vocabulary




Life skills



Phonics **a** **r**



Project




Play time




1 Circle the odd one out


1




2



3




4





1 Draw and color your toys




Teacher assessment

Let's go shopping



1 Listen, look and point



cap



jacket



sweater



shorts



skirt





T-shirt




2 Sing



1 Look, match and circle




Vocabulary: cap, jacket, shorts, skirt, sweater, T-shirt



c j

Learn sounds with Busy Bee!



1 Listen, read and repeat



2 Look. Find **c** and **j**

C



cap



car



cat

j



jacket



jump



ab **C** defghi **j** klmnopqrstuvwxyz

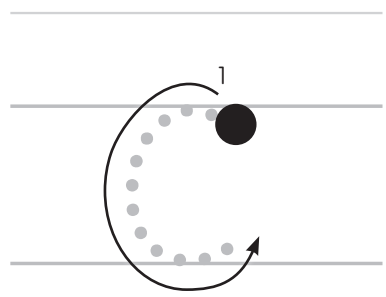


c j

Learn to write with Busy Bee!



1 Trace and write

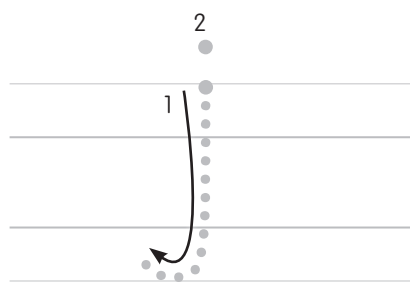


car

at




2 Write the letter



jacket

jump







abcdefghijklmnopqrstuvwxyz

Phonics: The c and j sounds

Let's learn about words!

Listening and writing


Unit 8



1 Listen and circle the last letter



r u



s r




a m



2 Trace



cap



cat



car

Let's read with Busy Bee!



1 Read and follow

1



It's

a

cat.

2



The

cat

is

sad.

3



The

sad

cat

is

on

the

car.

4



The

sad

cat

has

a

cap.



Let's play!



1 Listen and point



Story: Let's play! Put on your (t-shirt). I'm wearing (a yellow skirt).






Can I help you?



Think! What is the problem?







Let's play!



1 Listen, cut and stick




 Go to page 97



Let's play!



1 Listen and color



Story: Let's play! I'm wearing (blue) shorts and a (red) cap.

Let's get dressed!



1 Look and say





cap




jacket



sweater



I dress myself!



2 Sing




Let's get dressed!

 Match, trace and say



Self-management: Getting dressed


Put on your cap



1 Listen and point



2 Look and say



Put on your cap



1 Match, color and say



Listening and speaking: Put on your (red jacket).

A paper doll

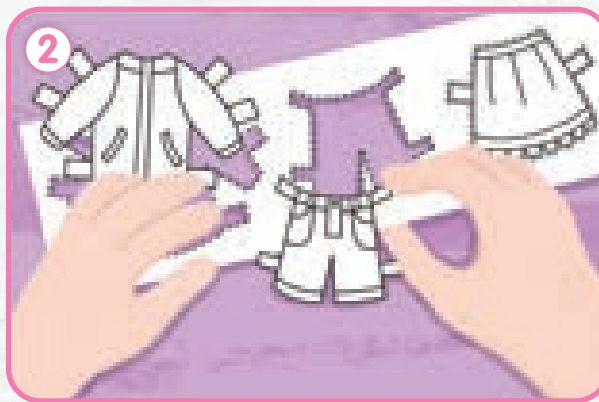
Project **Unit 8**



1 Make a paper doll



2 Look and say



 Go to page 91

Show and tell



1 Show and tell



Unit review **Unit 8**



2 Look and color

Vocabulary



Life skills



Phonics **c** **j**





Project




Play time




1 Look and put 😊 or ☹️





1 Look, count and color



Play time



Count and match, then color

6

7

8


9

10





1 Look and match



6

7

8

9

10

Teacher assessment





Review 2


Vocabulary **Review 2**



1 Listen and point




2 Color the star

 Listen and color



 **1** Play the game



 **1** Listen and point



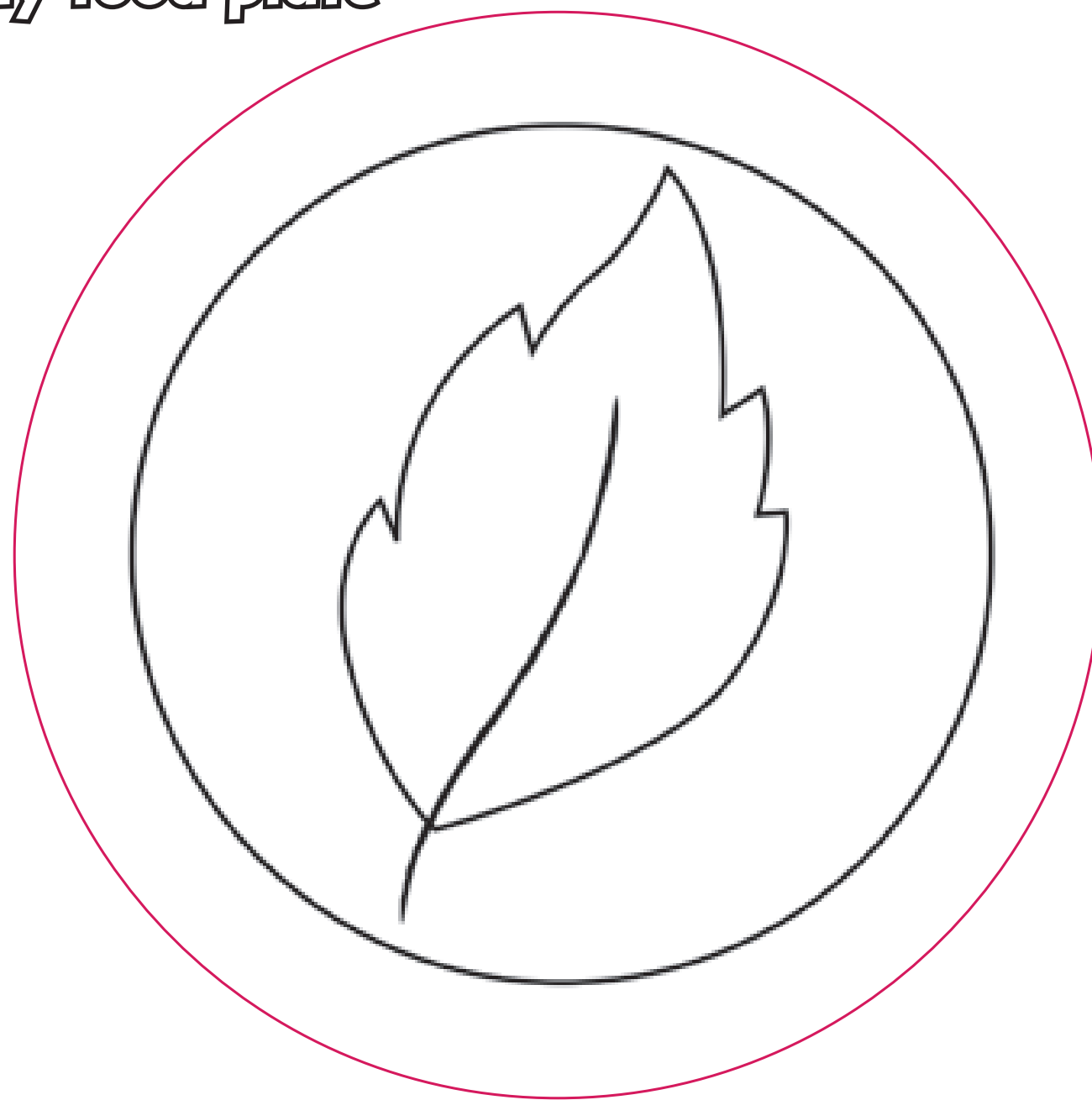
 **2** Act

Revision of language and vocabulary from units 5–8

The background of the page is a light gray color with a repeating pattern of small, cartoonish bees. Each bee is black and white with a yellow stripe, two antennae, and a smiling face. They are arranged in a grid-like pattern across the entire page.




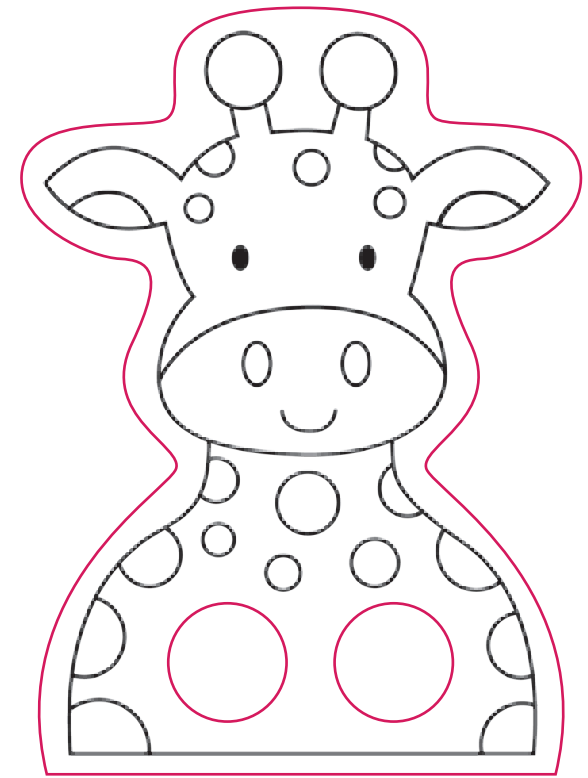


Cut - Outs

Unit
5 A healthy food plate



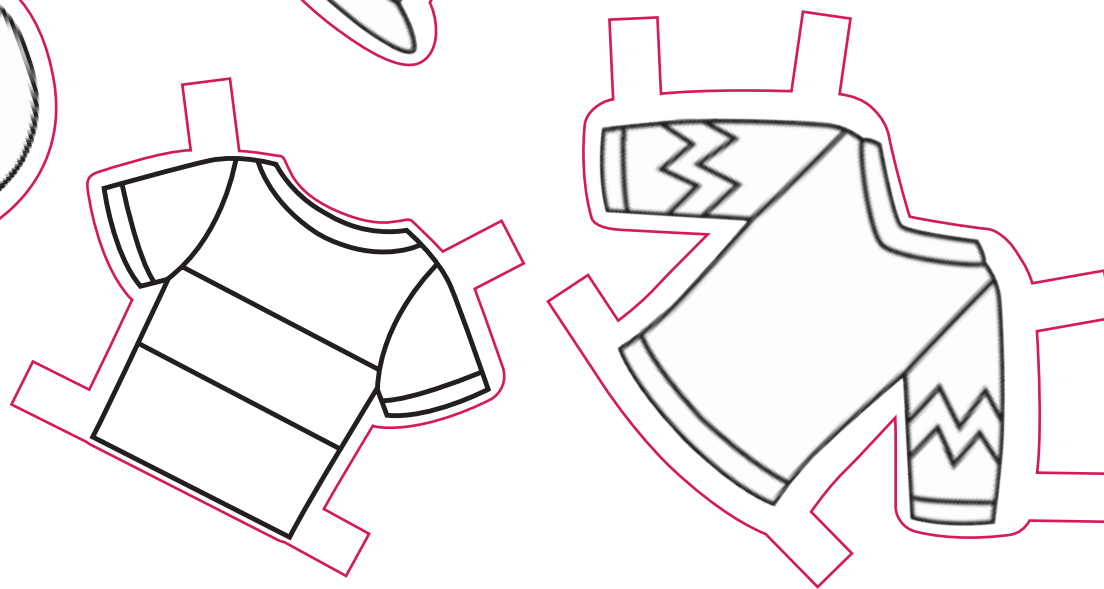
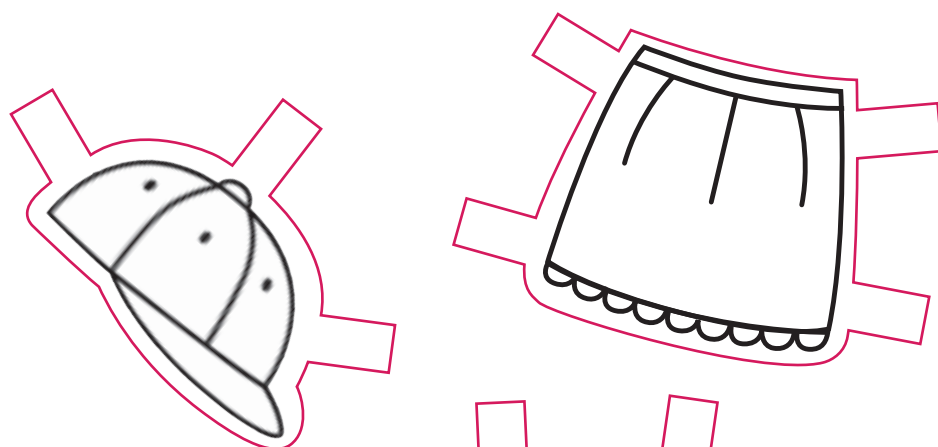
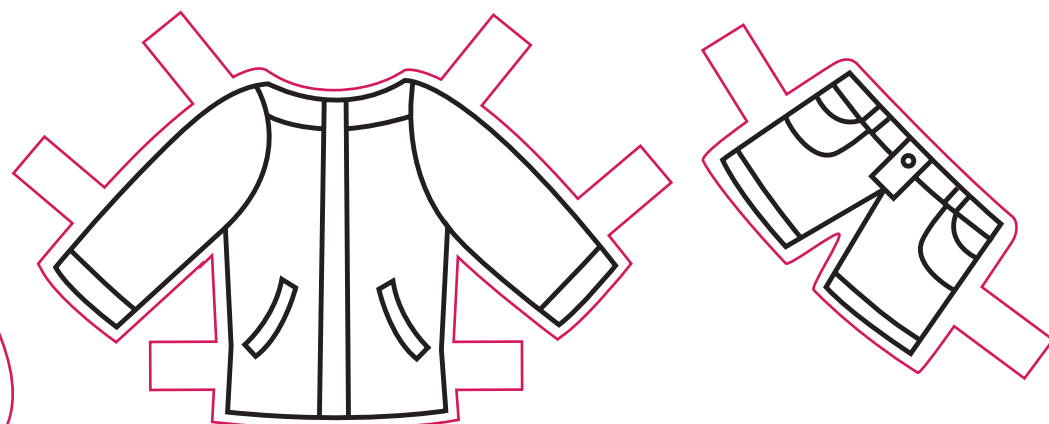



Unit
6 **An animal finger puppet**





Unit **8** A paper doll









Unit 5 A day out





Unit 6 At the Safari Park





Unit
8 Let's play





Egyptian International Publishing Company – Longman



10a Hussein Wassef Street
Messaha Square
Dokki
Giza
Arab Republic of Egypt

Copyright © 2018 held jointly by special agreement between the Egyptian Ministry of Education and Technical Education and the Egyptian International Publishing Company - Longman



York Press Ltd.
322 Old Brompton Road
London SW5 9JH
England

Pearson Education Limited

Edinburgh Gate
Harlow
Essex CM20 2JE
England
and Associated Companies throughout the world

First Published 2018
This impression 2021

ISBN: 978-977-16-1516-3

Deposit: 22528/2018

Printed by

The rights of Claire Medwell, Wendy Cherry and Emma Wilkinson to be identified as authors of this Work have been asserted by them in accordance with the Copyright, Designs and Patents Act 1988.

All rights reserved; no part of this publication may be reproduced, stored in a retrieval system or transmitted in any form or by any means, electronic, mechanical, photocopying, recording or otherwise, without the prior written permission of the copyright holders.

Acknowledgements

Photographs sourced by York Press and pictureresearch.co.uk

The Publishers are grateful to all those who have given permission to reproduce copyright material.

Alamy/ Myrleen Pearson for p36, p38 and p63 making bed; Getty Images/ KidStock for p39 laying table; iStockphoto/ shapechange for p12 walk / monkeybusinessimages for p16 running; Shutterstock/ Michael Dechev for p2 jumper / shipfactory for p2 elephant / Eric Isselee for p2 monkey / Anastasiia Skorobogatova for p2 strawberry / Lurii Kachkovskyi for p2 orange / Nanisimova for p4 jacket / Phovoir for p4 cap / Nattika for p4 egg / Tim UR for p4 apple / MicroOne and Nerthuz for p4 book / Koltsov for p5 boy washing face / Melissa King for p10 jump / worker for p10 run / Sergei Kolesnikov for p10, p14, p46, p56, p57 and p71 kicking boy / Volodymyr Tverdokhlib for p10 centre left / Monkey Business Images for p10 centre / A_Lesik for p10 centre right / Rob Hainer for p12 climb / Africa Studio for p12 run, p12 skip, p52 centre, p58 get up and p58 eat lunch / glenda for p12 kick / Artem Kutsenko for p14, p33, p46 and p69 apple / Gelpi for p16 running girl / Svetlana Maslova for p16 ball 1 / Dakalova Luliia for p16 ball 2 / Bildagentur Zoonar GmbH for p16 ball 3 / jocic for p16 ball 4 / marinomarini for p16 ball 5 / Stepan Bormotov for p16 ball 6 / Hurst Photo for p16 ball 7 / Ivonne Wierink for p16 ball 8 / Littlekidmoment for p22 boy / Tatiana Popova for p24 and p32 guitar / Boiko Y for p24 piano / Billion Photos for p24 drum / Arvind Balaraman for p27 boy 1 / Jeka for p27 girl 2 / Samuel Borges Photography for p27 boy 3 and p54 boy left / Sashkin for p27 drum / Vereshchagin Dmitry for p27, p28, p31 and p46 guitar / kak2s for p28, p31, p32 and p46 piano / Jirka Bursik for p38 bathroom / Halfpoint for p38 cleaning teeth / Duplass for p39 making sandwich / somsak nitimongkolchai for p39 tying shoe / Serhiy Kobayakov for p50 girl / ladybirdstudio for p52 get up / Noam Armonn for p52 eat breakfast / Blaj Gabriel for p52 go to school / Dragon Images for p52 centre left and p61 go to school / Olesia Bilkei for p52 centre right / ESB Professional for p54 boy right / Grin Maria for p56, p57, p61 queen / Anna Grigorjeva for p58 go to bed / AlinaMD for p58 and p59 morning / azarinelli for p58 and p59 noon / Andrey Uraev for p59 sunset

Commissioned photography by Emad Allam

Illustrators: Ilias Arahovitis (Beehive Illustration), Henrique Brum (Beehive Illustration), Fhiona Galloway (Beehive Illustration), Gary Joynes (Beehive Illustration), Adam Linley (Beehive Illustration), John Lund (Beehive Illustration), Faye Robson (Beehive Illustration)

Every effort has been made to trace the copyright holders and we apologize in advance for any unintentional omissions. We would be pleased to insert the appropriate acknowledgement in any subsequent edition of this publication.