

KG1



Connect

Term 1

Student's Book



Claire Medwell
with Emma Wilkinson and Wendy Cherry



Foreword

This is a pivotal time in the history of the Ministry of Education and Technical Education (MOETE) in Egypt. We are embarking on the transformation of Egypt's K-12 education system (Education 2.0) starting in September 2018 with KG1, KG2 and Primary 1, continuing to be rolled out year after year until 2030. We are transforming the way in which students learn to prepare Egypt's youth to succeed in a future world that we cannot entirely imagine. The rapid technological advancement and disruptions to industries and the workplace requires MOETE to undergo a major configuration of when to learn and what to learn. The foundational skills of literacy, numeracy and digital literacy are the core. Education at a young age also needs to be multidisciplinary to broaden students' horizons, integrating the essential soft skills and competencies such as communication and critical thinking into the school curriculum. There must be joy in learning so that students are motivated to engage in lifelong learning throughout their lives keeping up and staying ahead of changes in the world.

Curriculum is not the end but the beginning of the important process of changing Egypt's education system. MOETE is very proud to present this new series of textbooks, *Connect*, with the accompanying digital learning materials that capture its vision of the transformation journey. This is the result of much consultation, much thought and a lot of work. We have drawn on the best expertise and experience from national and international organizations and education professionals to support us in translating our vision into an innovative national curriculum framework and exciting and inspiring print and digital learning materials.

The MOETE extends its deep appreciation to its own Center for Curriculum and Instructional Materials Development (CCIMD) and specifically, the CCIMD Director and her amazing team. MOETE is also very grateful to the minister's senior advisors for curriculum and early childhood education. Our deep appreciation goes to Discovery Education, Nahdet Masr, Longman Egypt, UNICEF, UNESCO, World Bank Education Experts and UK Education Experts who, collectively, supported the development of Egypt's national curriculum framework. I also thank the Egyptian Faculty of Education professors who participated in reviewing the national curriculum framework. Finally, I thank each and every MOETE administrator in all MOETE sectors as well as the MOETE subject counsellors who participated in the process.

This transformation of Egypt's education system would not have been possible without the significant support of Egypt's current president, His Excellency President Abdel Fattah El-Sisi. Overhauling the education system is part of the president's vision of 'rebuilding the Egyptian citizen' and it is closely coordinated with the Ministries of Higher Education and Scientific Research, Culture, and Youth and Sports. Education 2.0 is only a part in a bigger national effort to propel Egypt to the ranks of developed countries and to ensure a great future to all of its citizens.

A Word from the Minister of Education and Technical Education

It is my great pleasure to celebrate this extraordinary moment in the history of Egypt where we launch a new education system designed to prepare a new Egyptian citizen proud of his Egyptian, Arab and African roots - a new citizen who is innovative, a critical thinker, able to understand and accept differences, competent in knowledge and life skills, able to learn for life and able to compete globally.

Egypt chose to invest in its new generations through building a transformative and modern education system consistent with international quality benchmarks. The new education system is designed to help our children and grandchildren enjoy a better future and to propel Egypt to the ranks of advanced countries in the near future. The transformation of the Egyptian citizen is Egypt's national project for the years to come and it is the only safeguard for a prosperous future.

The fulfillment of the Egyptian dream of transformation is indeed a joint responsibility among all of us; governmental institutions, parents, civil society, private sector and media institutions. Here, I would like to acknowledge the critical role of our beloved teachers who are the role models for our children and who are the cornerstone of the intended transformation.

I ask everyone of us to join hands towards this noble goal of transforming Egypt through education in order to restore Egyptian excellence, leadership and great civilization.

My warmest regards to our children who will begin this journey and my deepest respect and gratitude to our great teachers.

Dr. Tarek Galal Shawki
Minister of Education and Technical Education



Contents

Theme 1: Who am I? _____



Unit 1 It's me! 2

Play time 18



Unit 2 My body 20

Play time 36

Theme 2: The world around me _____



Unit 3 My class 40

Play time 56



Unit 4 My family 58

Play time 74

Review 1 78

Picture Dictionary 86

Cut-outs 89



Scope and sequence

	Unit	Vocabulary	Language	Phonics	Life skills	Values	Issues and challenges	Integrated cross-curriculum topics
Theme 1: Who am I?	1 It's me!	Busy Bee, Adam, Dina, Hello!, Goodbye, flower, friend	Hello! What's your name? I'm (Busy Bee). It's a flower. It's yellow.	h: honey, hand H: Hello!	Communication: Self-expression: Hello! What's your name? Critical thinking: Observation and inquiry: Bees and honey Problem solving: It's a flower	Curiosity: Bees and honey Love for friends: Let's make friends	Community participation: Making friends	Math: I can count Science: Bees and honey
	2 My body	ear, eye, hair, hand, mouth, nose	Touch your (ear). Wash your (hands).	m: mouth, milk, mug M: Mazen, Mommy	Problem solving: The body game Communication: Show and tell Creativity: A paper plate face	Sharing Independence: Show and tell	Preventative health: Let's wash!	Project: A paper plate face
Theme 2: The world around me	3 My class	board, book, chair, crayon, pencil, table, red	What's this? It's a (pencil). It's a (crayon).	b: book, board, blue, bee, black B: Busy Bee	Self-management: Let's tidy up!, Look and learn Problem solving: My red crayon Communication: Show and tell Creativity: Classroom poster	Participation: Let's tidy up!, What's this? Independence: Let's tidy up!	Awareness of rights and duties: Let's tidy up!	Art: I can color!
	4 My family	brother, Daddy, Grandma, Grandpa, Mommy, sister	Who's this? This is my (mommy). Can I help you? Yes, please. No, thank you.	d: doll, duck, dog D: Dina, Daddy	Self-management: Let's help. I help my family. Problem solving: Family Critical thinking: Observation: Plant, animal and human families	Empathy and love of family: Let's help!, Look and learn Independence: Show and tell	Loyalty and belonging: This is my family	Science: plant, animal and human families Project: My family tree
	Review 1	Revision of vocabulary from units 1-4	Revision of language from units 1-4	Revision of phonics from units 1-4	Communication: Acting, A family chain Creativity: A family chain	Participation: Board game, Acting		Project: A family chain

It's me!



1 Look, listen and point



Video



Video



2 Sing



Busy Bee



Adam



Dina




Hello!

 **1 Listen and repeat**



 **2 Color**



 **3 Say Hello!**

Vocabulary: bee, Hello!




h H

Learn sounds with Busy Bee!



1 Listen and repeat



Hello!



2 Look and circle **h** or **H**

honey



hand



abcdefghijklmnopqrstu**vwxyz**

Phonics: the *h* sound

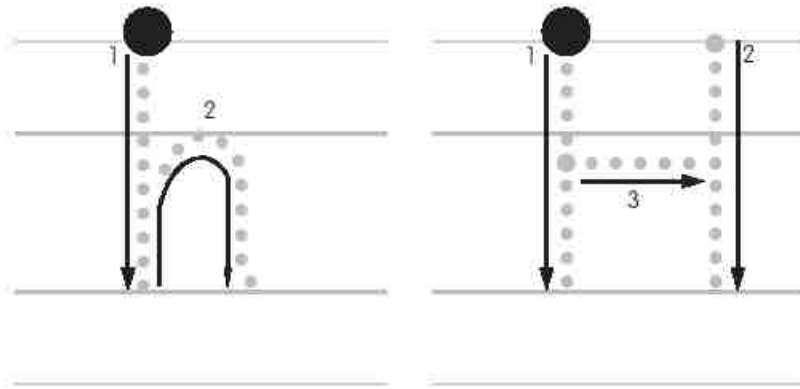


h H

Learn to write with Busy Bee!



1 Trace and copy



2 Look and say

h and



honey

Hello!



ABCDEF G **H** IJKLMNOPQRSTUVWXYZ


Learn numbers with Busy Bee!



1 Listen and repeat



2 Listen and match



I can count!



1 Listen and count



Video



2 Say

1



2




3



4



5



3 Sing a song



1 bee, 2 bees, 3 bees, 4 bees, 5 bees

Bees and honey



1 Listen and point



Video



2 Say



bee





flower



honey



 **1 Look and trace**



Let's make friends!



1 Look and say



Hello!




friends



Goodbye!



2 Sing and do



Video

I make new friends!



1 Color and say



2 Look, listen and repeat



Hello!





Goodbye!

It's a flower




1 Look, listen and point



Video



What's your name?





Language: *What's that? It's a flower.*



Dina! Here's your flower!

Thank you, Busy Bee!

5




Think!
? What will Dina do with the flower?



It's a flower



1 Listen, cut and stick



1




2



3



4



5



6




Go to page 91

Hello, what's your name?



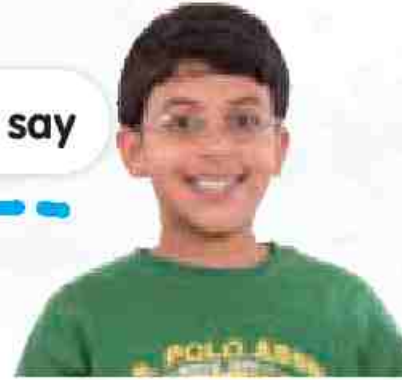
1 Look, listen and follow



1



2 Look and say



2



3 Ask and answer



4 Look and color

Vocabulary



Phonics

h **H**



Math



Science



Values



Play time



1 Count, trace and say



2 Count, circle and trace



1

2

3

4

5



1

2

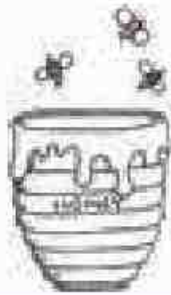




3

4


5



1 Trace and color the correct number



Teacher assessment



Unit
2

My body

1 Look, listen and point



2 Sing



ear



eye



hair



hand



mouth



nose




Video

Video

 **1 Listen and repeat**



 **2 Color**



Vocabulary: ear, eye, hair, hand, mouth, nose

The body game



1 Look, listen and point

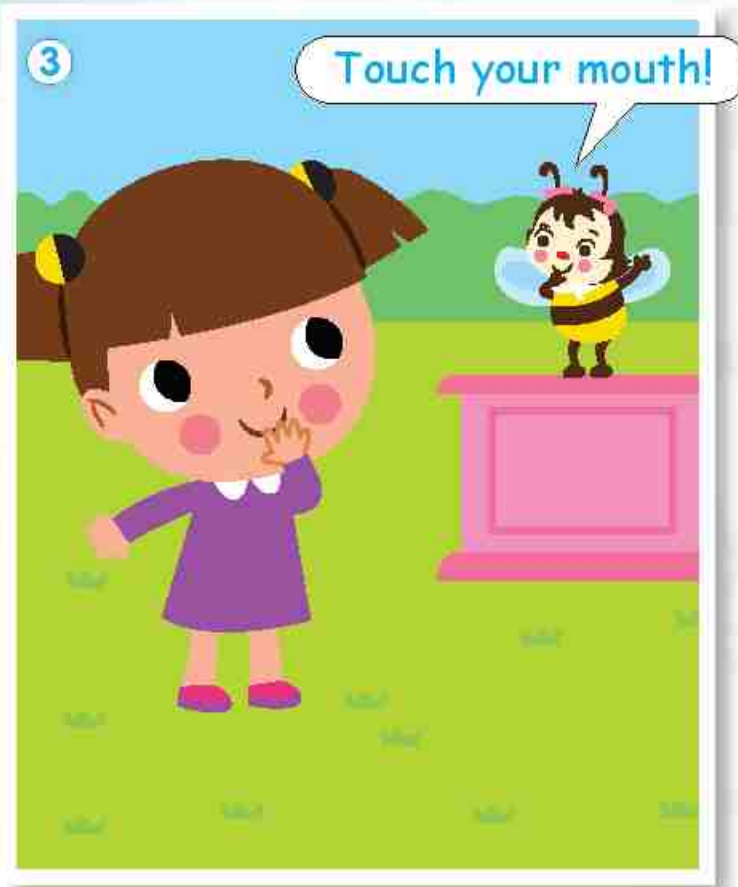


Video

Let's play a game! Touch your nose!



Language: Touch your (nose).



Clap your hands! Oh no! Your hands are dirty!

5



Think!

? How can they clean their hands?

It's honey! Let's wash our hands.



Let's wash our hands!

The body game



1 Listen, circle and do



1



2





1 Look and draw 😊 or ☹️



2 Play a game

Touch your ear! Who is it?



It's Zein!

Let's wash!



1 Look and say



hands





face



I wash!



2 Sing and do



Video



1 Trace, color and say

1



2




Language: Wash your hands/face..

Touch your nose



1 Look, listen and point





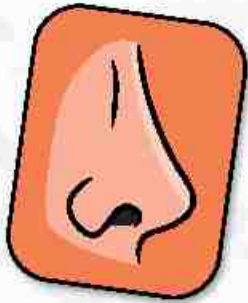

2 Look and say



Listening and speaking: *Touch your ears.*



1 Match and say



Language: Touch your (ears).




m

M

Learn sounds with Busy Bee!



1 Look, listen and repeat



mouth



Mazen

mug



2 Look and circle **m** or **M**

milk



Mommy

Maha



abcdefghijklmnopqrstuvwxyz

Phonics: the **m** sound



m

M

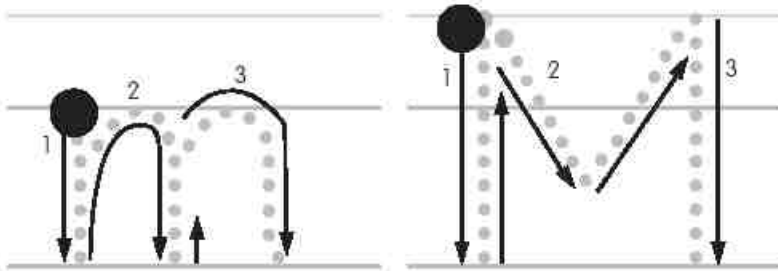
Learn to write with Busy Bee!



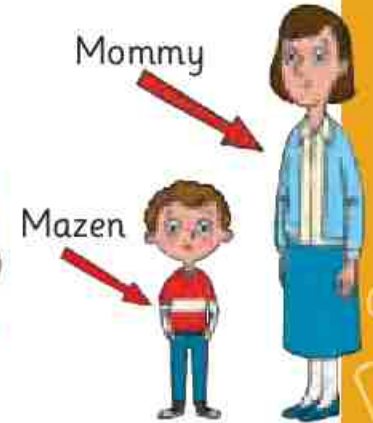
1 Trace and copy



2 Look and say



m o u t h



M o m m y

m u g



m i l k

M a z e n



ABCDEFGHIJKLMNOPQRSTUVWXYZ

A paper plate face

Project **Unit 2**

1 Make a paper plate face

2 Look and say



 Go to page 95

Project: A paper plate face

Show and tell



1 Show and tell




Language: *This is my paper plate face.*

Unit review **Unit 2**



2 Look and color

Vocabulary



Life skills



Phonics **m M**



Project




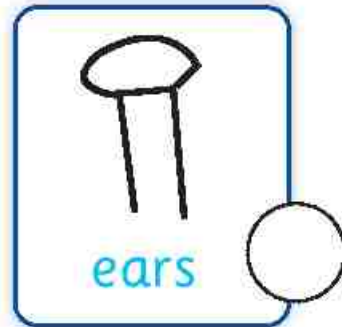
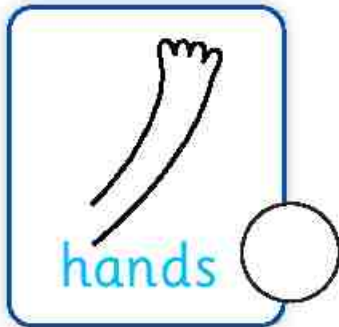
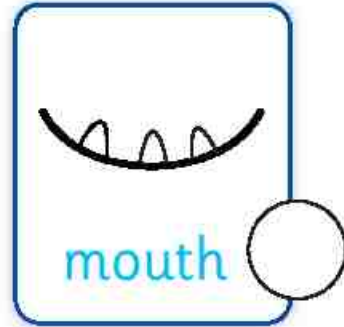
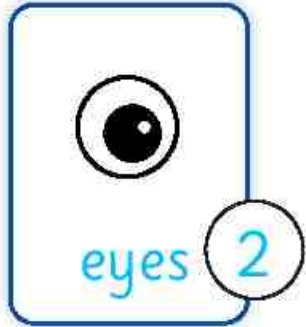
Play time



1 Count and say

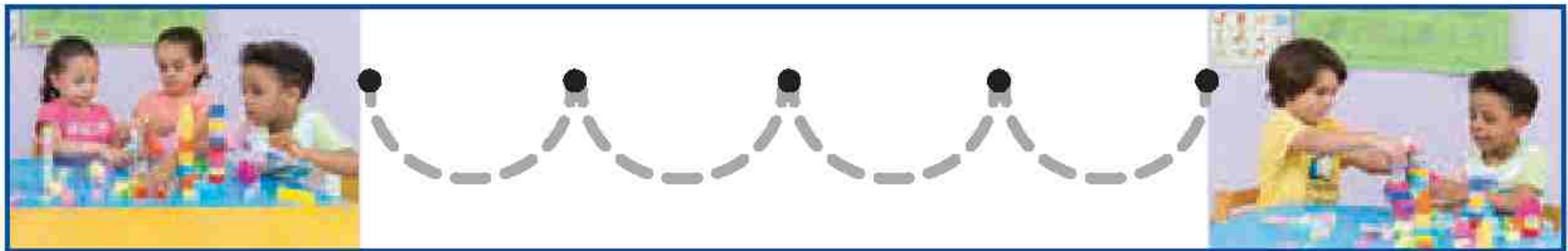
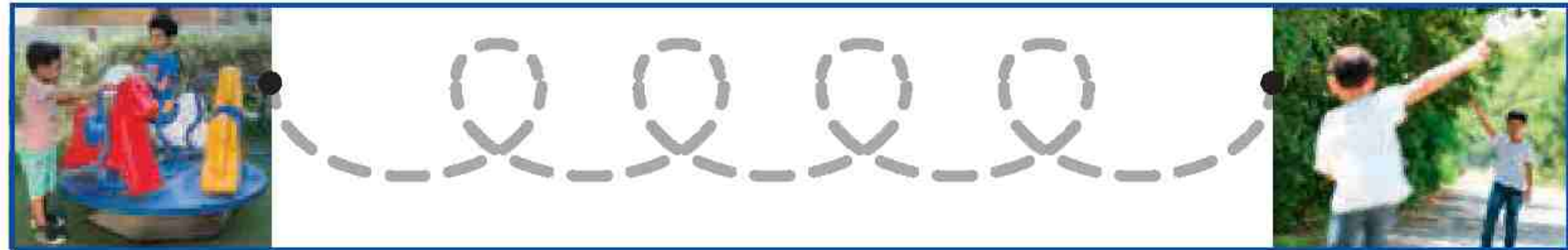
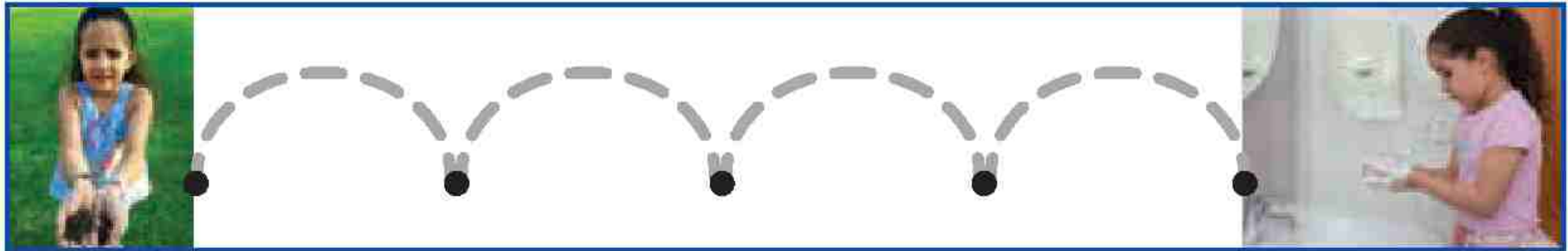


2 Look and color






1 Look and trace




Play time



Find the differences



1 ear!



2 ears!





1 Find the odd one out

1




2



3




2 Look, cut and stick



Go to page 89

Teacher assessment



Unit
3

My class



1 Look, listen and point



2 Sing



Video



board



book



chair



crayon



pencil

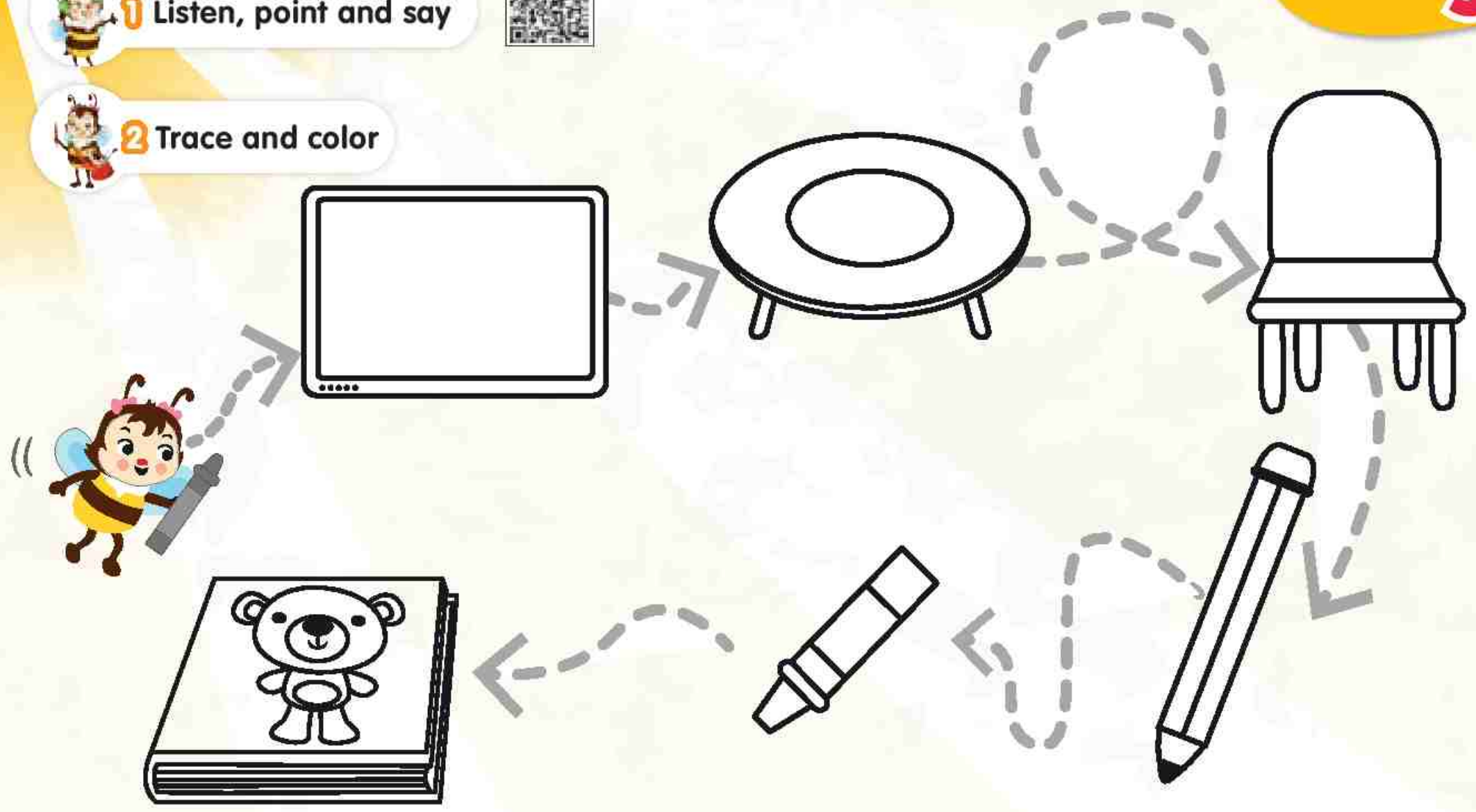


table

1 Listen, point and say



2 Trace and color



Vocabulary: board, book, chair, crayon, pencil, table

Let's tidy up!



1 Look and say




books



crayons




pencils



I tidy up!



2 Sing and do



Video

 **1 Match**


 **2 Say**



Language: *It's a pencil.*

b B Learn sounds with Busy Bee!

1 Listen and repeat



2 Look and circle **b** or **B**



book



board



blue



Busy **B**ee



black

a b c d e f g h i j k l m n o p q r s t u v w x y z

Phonics: the **b** sound



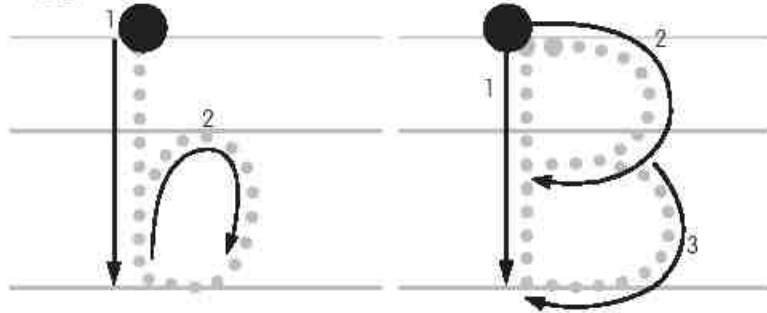
b

B

Learn to write with Busy Bee!

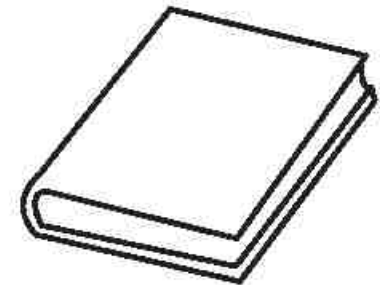



1 Trace, say and color



Busy Bee

blue



black

board

book



A **B** C D E F G H I J K L M N O P Q R S T U V W X Y Z

What's this?



1 Look, listen and point



2 Look and say



Listening and speaking: *What's this? It's a (crayon).*

Learn colors with Busy Bee!

Listening and speaking


Unit
3



1 Listen and say




yellow



red



blue



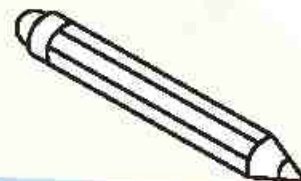
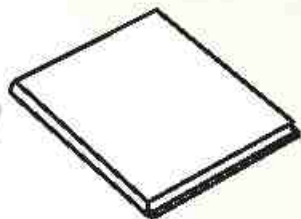
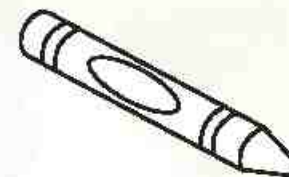
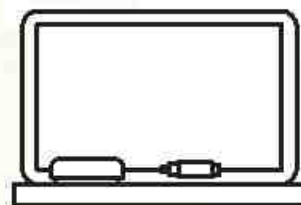
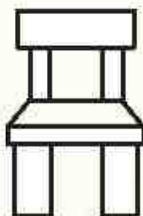
black



2 Listen and color



Video



I can color!

My red crayon

1 Listen and point

Look at the board. What's this?

It's a crayon. It's red.



Video



Story: My red crayon What's this? It's a (pencil). It's (yellow).





Oh no! My red crayon!

Look, Adam!


Think!
What will Busy Bee do?




My red crayon



Listen, cut and stick



1



2



3



4



5



 Go to page 93

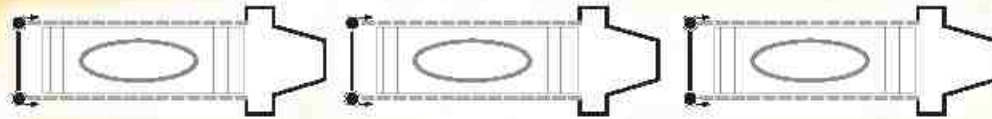


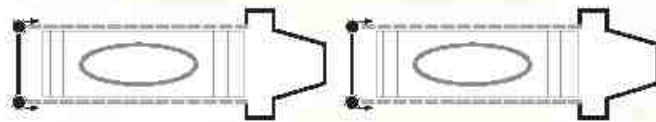
1 Trace and color

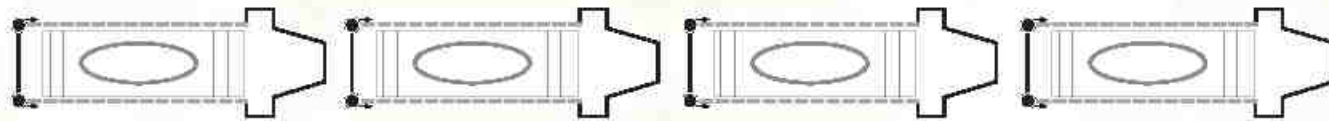


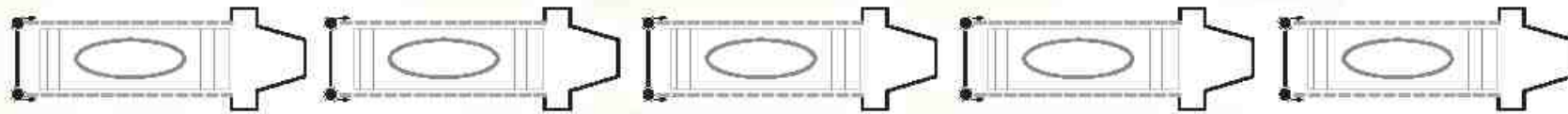
2 Count and write

3









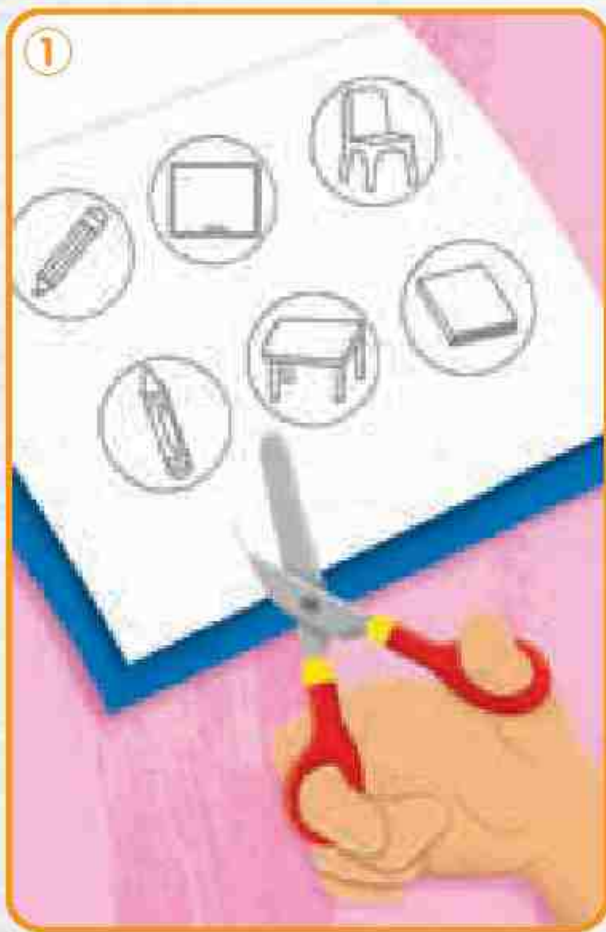
A classroom poster




1 Make a classroom poster



2 Look and say



 Go to page 97

Project: A classroom poster

Show and tell



1 Show and tell



Language: These are my (crayons).

Unit review ^{Unit} 3



2 Look and color

Vocabulary



Life skills



Phonics **b** **B**



Math




Art




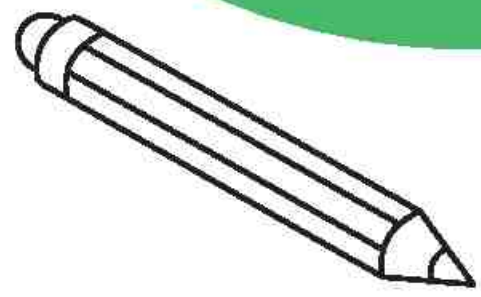
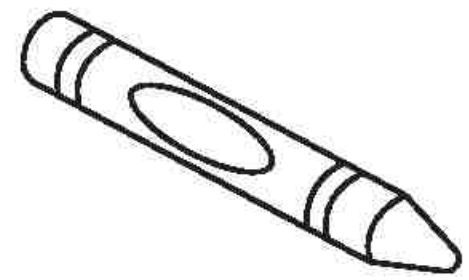
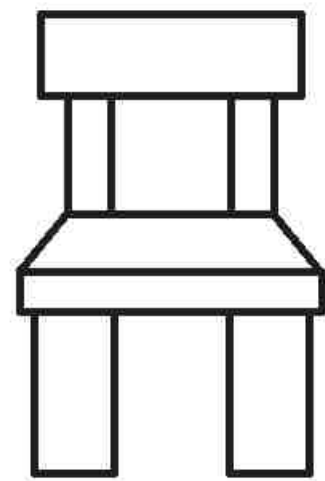
Play time



Look and color



1 Look and color




Teacher assessment

My family



1 Look, listen and point



2 Sing



grandma



grandpa



mommy



daddy



brother




sister



Video



1 Find, cut and paste



2 Match and say

 Go to page 89

Vocabulary: brother, daddy, grandma, grandpa, mommy, sister

Let's help!



1 Look and say



daddy



mommy





brother



sister



2 Sing and do



Video

I help my family!

Listening and speaking: *I help my (sister).*



1 Look and draw



This is my family



1 Look, listen and point



2 Look, draw and say




Listening and speaking: *This is my (family).*



1 Draw and say



Me



My family

Speaking: *This is my (family).*

d

D

Learn sounds with Busy Bee!

1 Look, listen and repeat



2 Look and circle **d** or **D**

Daddy



duck



dog



Dina

doll



abc **d** efghijklmnopqrstuvwxyz

Phonics: the *d* sound



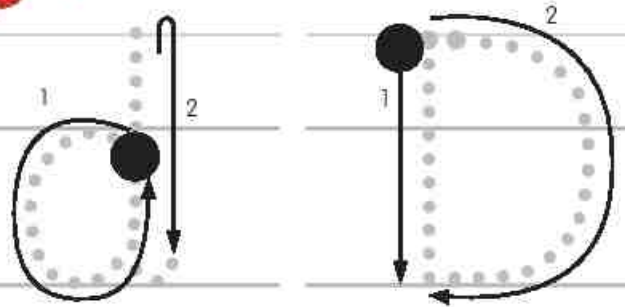
d

D

Learn to write with Busy Bee!



1 Trace and copy



2 Find d or D and color


Daddy

duck

doll

dog

Dina




ABC **D** EFGHIJKLMNOPQRSTUVWXYZ




I help my family!



1 Look, listen and point

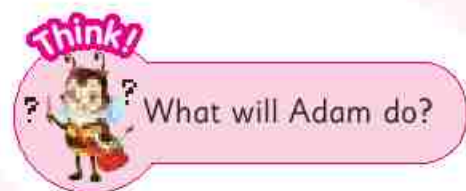


Video



Story: I help my family! Can I help you? Yes, please. / No, thank you.








Help your family!



 1 Look, circle and repeat



M B **D**



H M D



M B D



H B D

 2 Look, circle and say



d b **m**



d b m



d b m



d b h



1 Look, listen and point



2 Say



puppy



duckling



seeds



baby



3 Look and match

duck



mommy



tree



dog


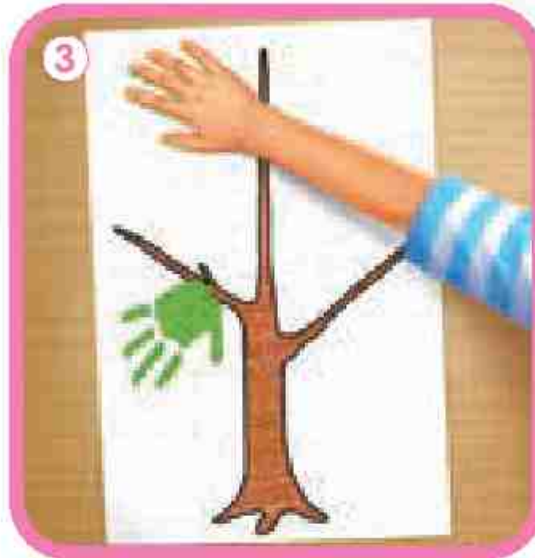
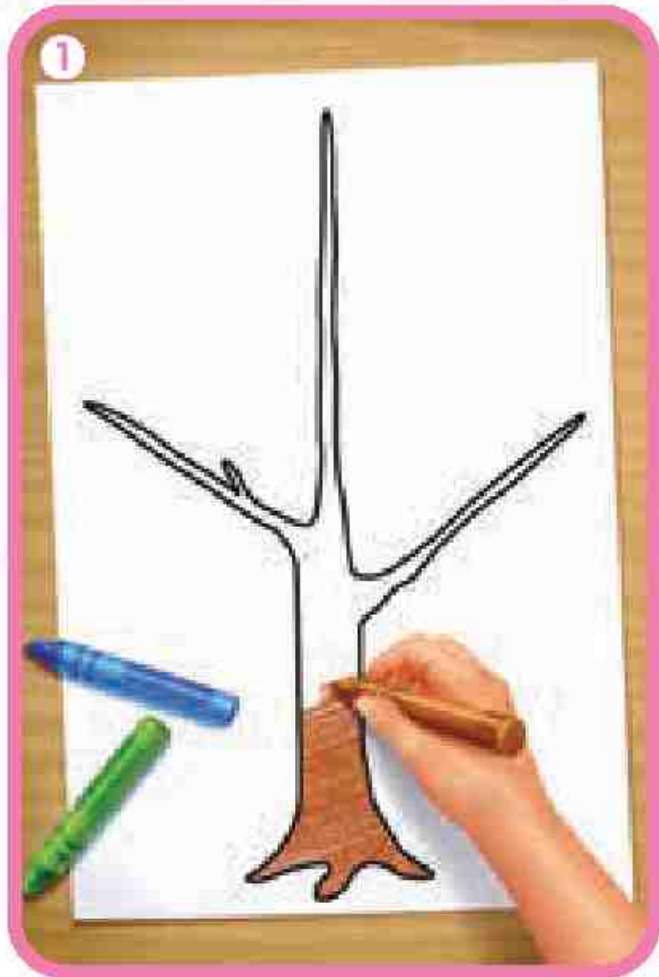


My family tree

Project **Unit 4**



Look and do



Project: My family tree

Show and tell



1 Show and tell



Language: This is my (father).

Unit review **Unit 4**



2 Look and color

Vocabulary



Life skills



Phonics **d D**



Science







Project



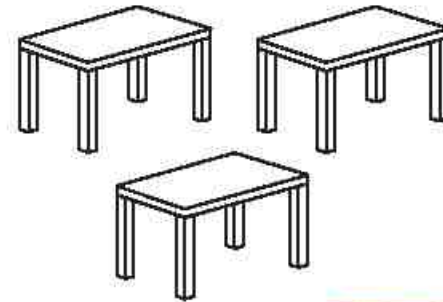
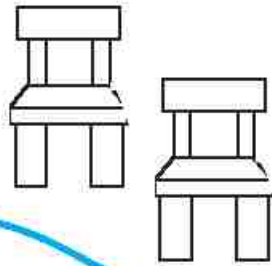

Play time

Count, match and trace





1 Count, match and color





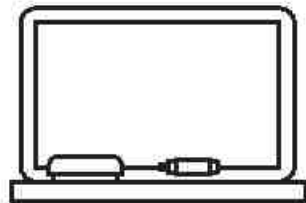
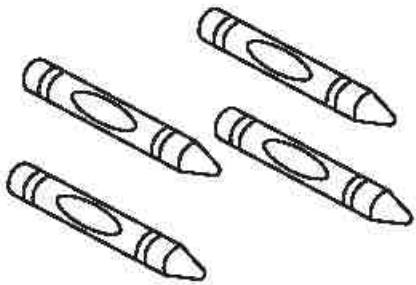
1

2

3

4

5




Play time



1 Look and count the bees

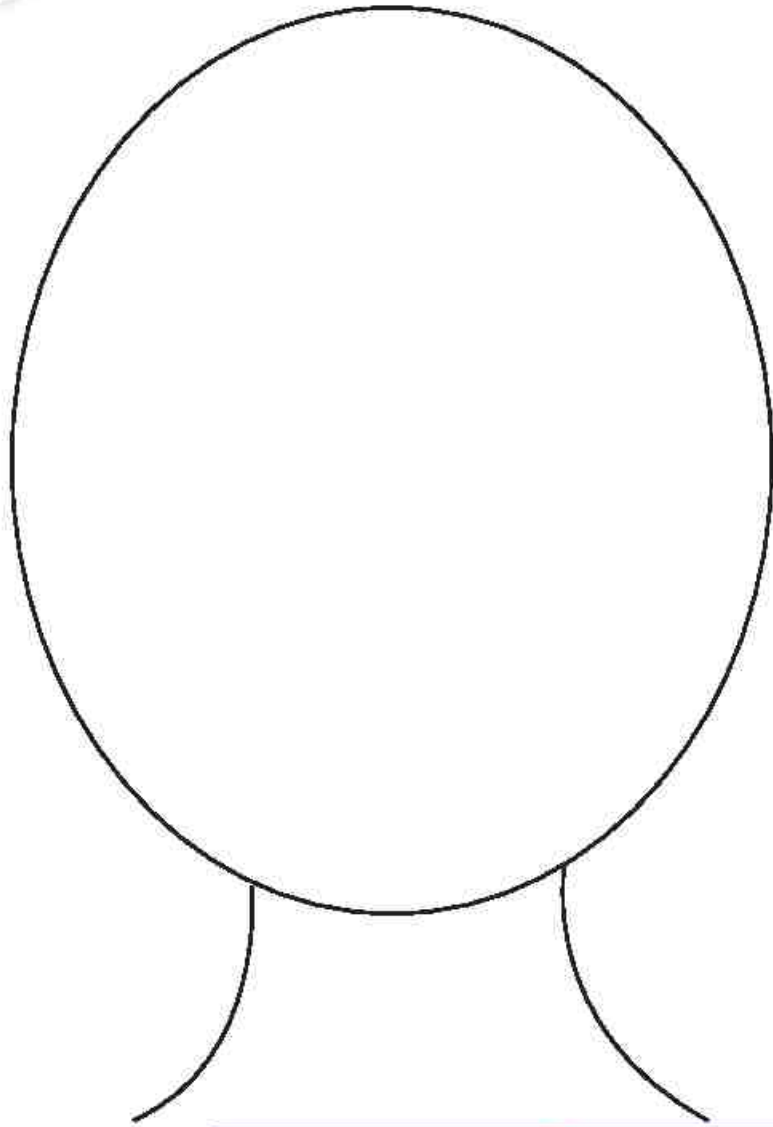


2 Color






1 Draw your face



2 Find **b** and color it



Teacher assessment



Review 1

1 Look, listen and point



The honeycomb grid contains the following items:

- Row 1: H, B, D, M
- Row 2: 1, 2, 3, 4, 5
- Row 3: Red pencil, Red book, Orange table, Blue chair
- Row 4: Eye, Green crayon, Hand, Picture of a landscape
- Row 5: Red ink splat, Pink umbrella, Pink brain, Red flame
- Row 6: Blue ink splat, Yellow ink splat, Pink lips, Black ink splat




2 Color the star



Revision of vocabulary from units 1-4



1 Listen and color the frames



2 Match and say





1 Look, listen and color

2 Say

Revision of language from units 1-4




1 Listen and draw

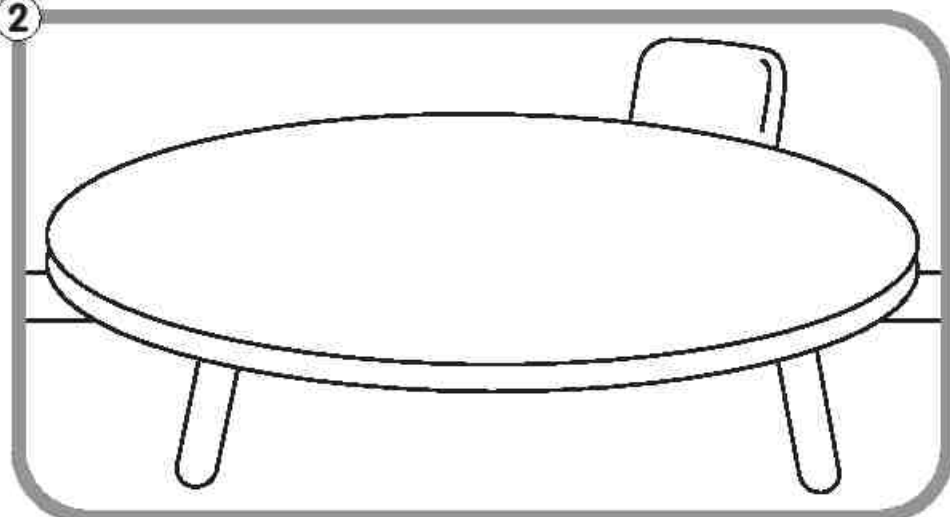


2 Color

1



2




3 Listen and circle



1



2



Review
Language 1

 Play the game



b



m



d



h



Revision of sounds from units 1-4

 1 Choose, say and match

h b m d



 2 Trace and copy

h

b

m

d

1 Look, listen and point



2 Act


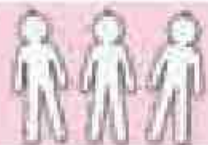
Revision of language and vocabulary from units 1-4

A family chain


Review
Project 1



1 Make a family chain



2 Look and say



Go to page 97

Project: A family chain This is my (brother).

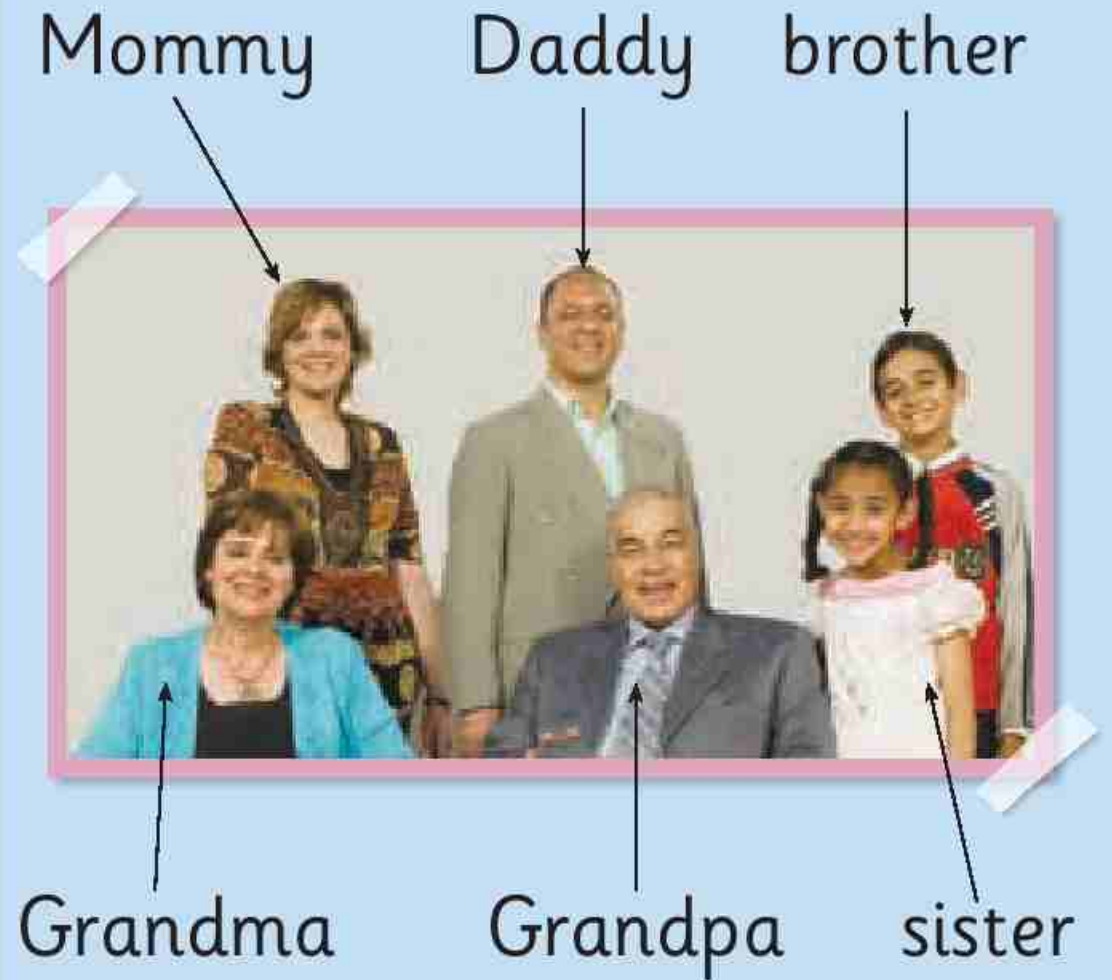


1 Point and say

My body



My family





Point and say



Busy Bee



Adam



Dina



Hello!



board



book



chair



crayon



pencil



table

Picture Dictionary



honey



hand



mug



milk



blue



black



bee



duck



doll




dog

Unit 4 My family



Unit 2 My body





Unit
1

It's a flower





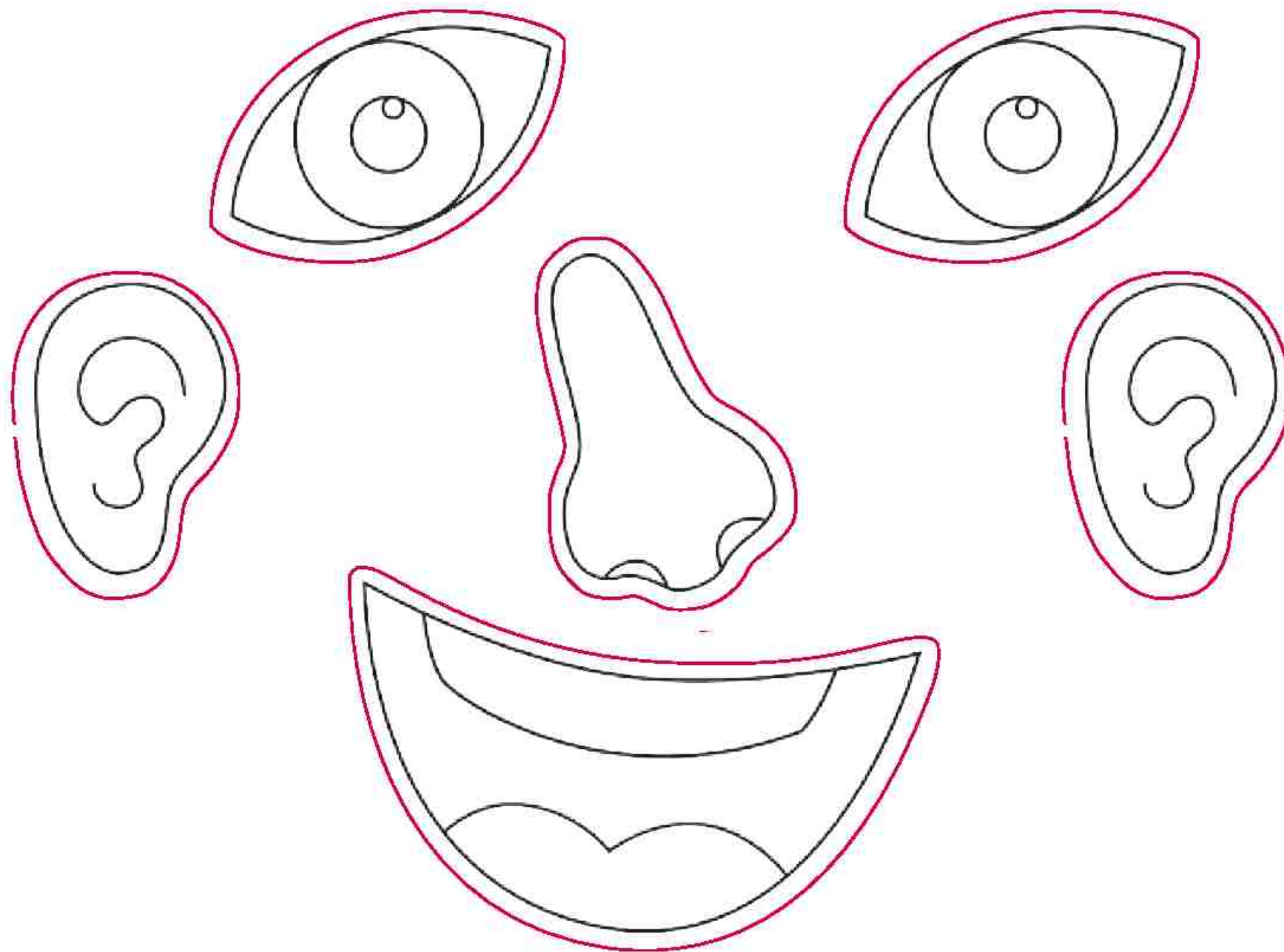
Unit
3

My red crayon





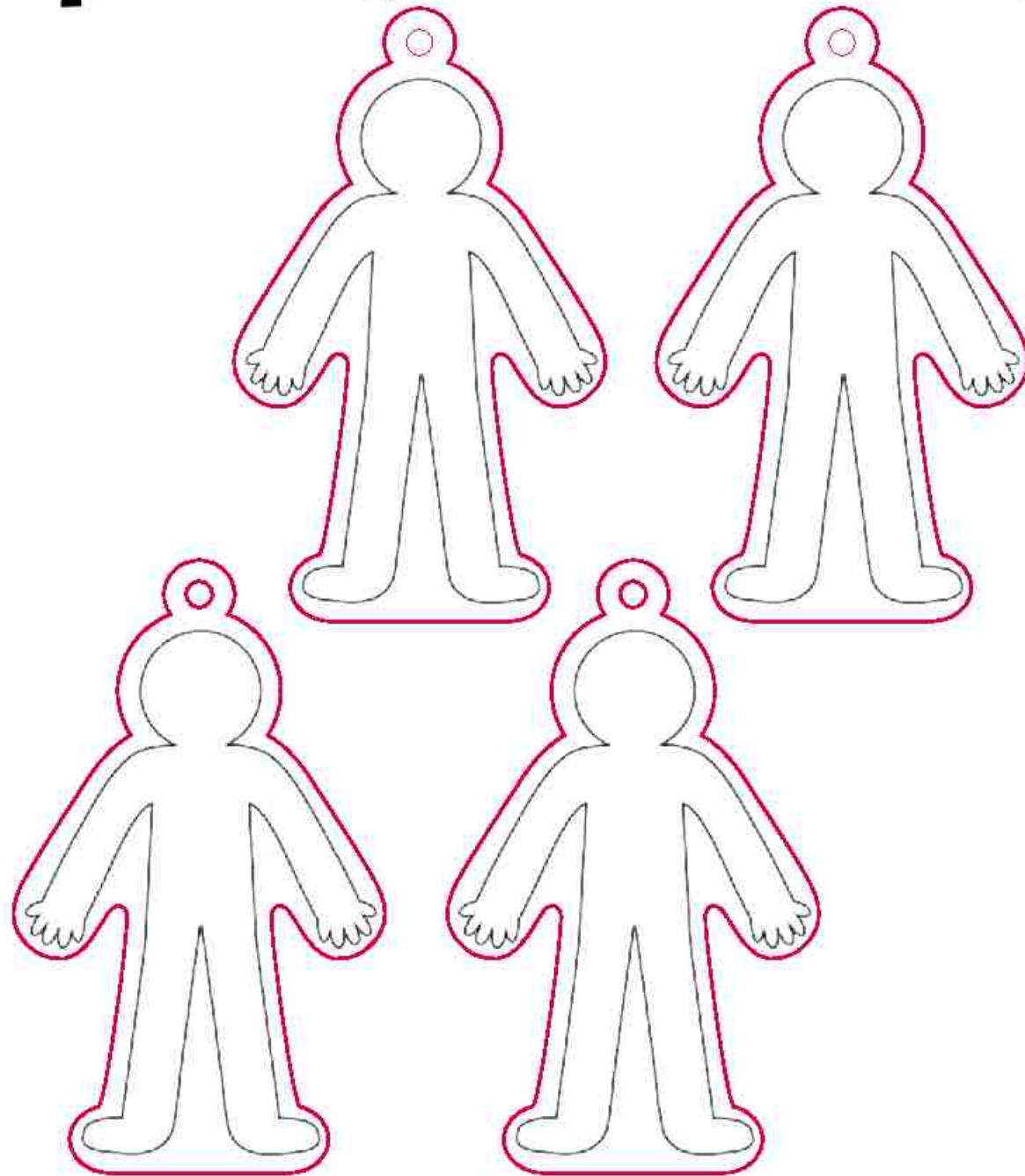
Unit
2 **A paper plate face**





Review

A family chain



Unit
3

A classroom poster

