



English



2025/2026

Term 2

Primary

1



"تهدي وزارة التربية والتعليم والتعليم الفني هذا الكتاب ، بكل الحب إلى
الأطفال والأسر في جمهورية مصر العربية."

**"THE MINISTRY OF EDUCATION AND TECHNICAL EDUCATION
DEDICATES THIS BOOK, WITH LOVE, TO THE CHILDREN AND
FAMILIES OF THE ARAB REPUBLIC OF EGYPT."**

© 2025 Ministry of Education and Technical Education

All rights reserved. No part of this publication may be reproduced, stored in a retrieval system, or transmitted in any form or by any means—electronic, mechanical, photocopying, recording, or otherwise—without the prior written permission of the copyright holders.

Ministry of Education and Technical Education
New Administrative Capital
Cairo, Egypt

Name :

Class :

School :

A MESSAGE FROM THE MINISTRY OF EDUCATION AND TECHNICAL EDUCATION

Welcome to Your English Learning Journey!

Dear Students, Educators, and Stakeholders,

It is with great pleasure that the Ministry of Education presents the *Primary 1 Framework for Egyptian Learners*. This comprehensive textbook has been meticulously developed to support our young learners in acquiring essential English language skills while honoring and integrating the rich cultural heritage of Egypt.

Our Vision for English Language Education

In today's interconnected world, proficiency in English is a vital skill that opens doors to global opportunities and fosters cross-cultural communication. Our vision is to equip Primary 1 students with a strong foundation in English, enabling them to navigate academic pursuits and future careers with confidence and competence.

Key Features of the Textbook

- **Structured Learning Activities:** The textbook is organized into weekly sessions, each focusing on different aspects of language acquisition:
 - Listening and Speaking:** Interactive storytelling, discussions, and role-playing activities enhance listening comprehension and oral communication skills.
 - Reading and Phonics:** Phonics exercises and reading activities develop students' ability to decode and comprehend written English.
 - Writing and Vocabulary:** Targeted writing exercises and vocabulary-building activities encourage students to express themselves clearly and expand their word knowledge.
 - Cultural Integration:** Lessons are intertwined with cultural insights, promoting an appreciation for both the English language and Egyptian traditions.
- **Visual and Interactive Elements:** Bright illustrations and interactive components such as coloring pages, matching games, and puzzles make learning enjoyable and reinforce key concepts.
- **Assessment and Feedback:** Regular assessments, including quizzes, retelling exercises, and vocabulary matching, provide educators with tools to monitor student progress and tailor instruction to meet individual needs.

Commitment to Excellence

The Ministry of Education and Technical Education is dedicated to providing high-quality educational resources that meet the evolving needs of our students. This textbook embodies our commitment to excellence in English language education, ensuring that every child has the opportunity to succeed academically and personally.

Join Us in Shaping the Future

As we embark on this educational journey, we invite educators, parents, and students to collaborate in fostering a love for the English language and a deep appreciation for our cultural heritage. Together, we can build a brighter future where our young learners thrive in a global society while staying rooted in their rich Egyptian identity.

Best Regards,

The Ministry of Education and Technical Education.

Scope and Sequence

Unit	Vocabulary	Language in Use	Phonics	Life Skills and Values
Unit 1: My Week	Saturday, Sunday, Monday, Tuesday, Wednesday, Thursday, Friday, before, after, breakfast, lunch, dinner, eat, drink, bread, rice, sandwich, chicken, soup, juice	What day is it today? What day comes after Friday? How many days are there in a week? What do you eat for breakfast? I eat bread and eggs. I drink milk every day.	Letter sound /w/: watch - water - window - wall - wind Letter sound /q/: question - quack - quiet - queen Letter sound /v/: van - vase - violin - vegetable - vest Letter sound /z/: zebra - zoo - zero - zigzag - zipper	<ul style="list-style-type: none"> • Time awareness • Self confidence • Communication
Unit 2: Feelings	happy, sad, angry, scared, tired, surprised Personal pronouns: I, he, she, it, we, they, you	I am happy. He is sad. She is angry. We are scared. How do you feel? I feel tired. How many _____ are there? There are 12 _____ I see 15 _____ I have 13 _____	Letter sound /y/: yellow - yogurt - yo-yo - yes - yawn Letter sound /x/: x-ray - box - six - mix Consonant Blends: (s-) blends; sk, sn, st, sw (skip, snail, strong, swing)	<ul style="list-style-type: none"> • Emotional awareness • Empathy • Numeracy • Communication
Unit 3: Seasons	January, February, March, April, May, June, July, August, September, October, November, December, spring, summer, fall, winter, warm, hot, sunny, cold, windy, rainy, cloudy	When is your birthday? My birthday is in.... What month comes after April? What's the weather like in summer? It's sunny. Is it cold in winter? Yes, it is.	Short vowel sounds: /æ/ mat - hat - cap - map - pan - man Short vowel sounds: /e/ pet - jet - wet - pen - hen - ten	<ul style="list-style-type: none"> • Time awareness • Planning • Comparing & contrasting • Communication • Sound discrimination
Unit 4: My House	bedroom, bathroom, kitchen, living room, dining room, sleep, cook, brush teeth, eat, watch TV, bed, closet, sink, toilet, fridge, oven, couch, TV, table, chairs	This is the living room. What do you do in the bedroom? I sleep in the bedroom. I brush my teeth in the bathroom. There's an oven and a fridge in the kitchen.	Short vowel sounds: /i/ big - fig - dig - hip - dip - lip - bin - fin - win Short vowel sounds: /a/ dog - fog - log - hop - mop - pop - pot - hot - dot	<ul style="list-style-type: none"> • Personal hygiene, self- care, and responsibility • Communication
Unit 5: Neighborhood	hospital, school, shop, street, car, bus, truck, building, park, jump, throw, catch, run, zoo, animals, beach, swim, dig	This is a school. Where do you go when you're sick? I go to the hospital. What do you see? I see a truck. I can jump. I see animals in the zoo.	Short vowel sounds: /u/ nut - hut - cut - bun - run - sun - hug - mug - jug Consonant Blends: (l) blends; cl, bl, fl, sl, clock - black - flag - slide	<ul style="list-style-type: none"> • Environmental awareness • Collaboration • Communication • Affiliation
Unit 6: Story Two Friends and One Apple	sunny, park, play, fun, big, red, apple, happy, sad, face, hand, smile	-	-	<ul style="list-style-type: none"> • Sharing and giving • Expressing feelings • Empathy • Collaboration



My Week



Learning Outcomes

Students will be able to...

- ★ name the days of the week in the correct order.
- ★ ask and answer simple questions about days and meals.
- ★ sound out words that begin with the letters Ww, Qq, Vv, and Zz.
- ★ trace and write the uppercase and lowercase letters Ww, Qq, Vv, and Zz.
- ★ talk about meals using target vocabulary.
- ★ recognize sight words.

Lesson



Days of the week

How many days are there in a week?

There are 7 days in a week.



Listen and repeat



After

Before





Pair work

2



Listen and practice

What
day **is it**
today?



Today **is**
Sunday.

What day
comes **after**
Monday?



Tuesday.

What day
comes **before**
Saturday?



Friday.



Sight words: is - it- before - after

Lesson

1



3



Listen to your teacher, then circle the day

- What day comes after **Tuesday**?

Wednesday

Thursday

Friday

- What day comes after **Friday**?

Thursday

Friday

Saturday

- What day comes after **Sunday**?

Monday

Thursday

Wednesday

4



Listen to your teacher, then circle the day

- What day comes before **Thursday**?

Monday

Tuesday

Wednesday

- What day comes before **Saturday**?

Sunday

Friday

Thursday

5 Speaking: Discuss with a friend what you do on each day

Saturday – Sunday – Monday – Tuesday – Wednesday –
Thursday – Friday – after – before – today



6 Trace the beginning letter of each day

Saturday

Sunday

Monday

Tuesday

Wednesday

Thursday

Friday

Lesson

2



Phonics



Listen and repeat

W w



watch



water



window



wall



wind



Trace then write letter (Ww) in its uppercase and lowercase forms

W

w

3 Look at the picture, and circle the beginning letter



(a - w - k)



(i - c - w)



(w - d - s)



(h - w - e)

4 Circle the picture that begins with the letter (Ww), then write the letter







Lesson 2

  Listen and repeat

Q q



quiet




quack



queen



question

 Trace then write letter (Qq) in its uppercase and lowercase forms

Q

q

7 Look, say, then check (✓) the matching letter



Ww	
Qq	
Tt	



Qq	
Uu	
Pp	



Oo	
Qq	
Cc	



Qq	
Mm	
Rr	

8 Write the beginning letter in the word



— uiet



— uack



— ueen



— uestion

Lesson 2

9 Match the picture with the correct beginning letter



Q q



W w




10 Circle the pictures that start with the given letter

W w



Q q



Lesson

3



Meals of the Day



Listen and repeat



breakfast



lunch



dinner



eat



drink



bread



chicken



rice



sandwich



soup



juice

Lesson 3



Listen to the following dialog

Teacher: Good morning, class! What **do you** have **for** breakfast on Friday?

All : **I eat** bread **and** eggs on Friday. **I** drink milk every day.

Sara : **I eat a** sandwich **and** drink juice.

Teacher: Great! What **do you eat for** lunch?

Omar : **I eat** rice **and** chicken.

Mona : **I eat** soup **and** bread.

Teacher: Nice! What about dinner?

Sara : **I eat a** sandwich.



Sight words: do - you - for - I - eat - and - a

3 Listen, look at the picture, then match



lunch



breakfast

4 Draw what you eat for each meal



breakfast



lunch



dinner



Lesson

3



Speaking: Discuss with a friend what you eat for each meal

breakfast – lunch – dinner – eat – drink – sandwich – chicken – rice –
eggs – apple – juice – milk – tomato – pizza – banana – soup – bread



Look, listen, then check (✓) or (X)



drink

☐


breakfast

☐


bread

☐


juice

☐


chicken

☐


soup

☐

Lesson

4



Phonics

1



Listen and repeat

V v



van



vase



vegetables



vest



violin

2

Trace then write letter (Vv) in its uppercase and lowercase forms

V

v

Lesson 4

3 Look, say, then check (✓) the box of the correct beginning letter



Ww	
Vv	
Tt	



Vv	
Ee	
Bb	



Uu	
Ll	
Vv	



Cc	
Vv	
Rr	

4 Look, say, then check (x) under the picture that doesn't begin with letter (Vv)


☐

☐

☐

☐

☐

☐

5 Listen and repeat **Zz**



zebra



zoo



zipper



zigzag



zero

6 Trace then write letter (Zz) in its uppercase and lowercase forms

Z

z

Lesson 4

7 Look at the picture, then choose the correct beginning letter



Ff
Zz
Mm



Qq
Jj
Zz



Zz
Kk
Oo



Pp
Zz
Gg

8  Listen, match the picture with the correct word, then trace the letter



zebra

zigzag



zipper

zoo



9 Check (✓) if the letter matches the picture or (X) if it doesn't



Zz



Jj



Vv



Zz



Hh



Vv

10 Look at the picture, then write the beginning letter











Feelings



Learning Outcomes

Students will be able to...

- ★ recognize feelings vocabulary when heard in short sentences.
- ★ use personal pronouns in short accurate sentences to describe feelings.
- ★ sound out words that begin with the letters Yy and Xx.
- ★ recognize numbers 11 to 20 and their values.
- ★ trace and write the uppercase case and lowercase letters Yy and Xx.
- ★ identify consonant blends with letter (l) in familiar words.
- ★ pronounce consonant blends with letter (l) in familiar words.
- ★ recognize sight words.

Lesson

1



How do you feel?



Listen, repeat, and act out



happy



sad



angry



scared



surprised



tired



Match the word with the picture



sad



happy



angry



scared



tired



surprised

Lesson 1

Listen to the following dialog

Teacher: Hello, everyone! How **do you** feel today?

Ali : I **am** happy. I **have** a new ball!

Sara : I **am** sad. My kite flew away.

Omar : **She is** angry. (points at Mona)

Mona : **He is** tired. **He** ran a lot.

Ali : **We are** surprised! **We** saw a giraffe!



Teacher: **And** what's wrong **with** them?

Sara : **They are** scared **of the** gecko. **It is** very big!



Sight words: I - a - do - you - am - my - have - she - is - he - we - are - they - of - and - it - the

Look at the picture, listen, then put (✓) to the matching word



happy

scared



angry

surprised



sad

tired

Draw how you feel.



Now, say I am... ..

Personal Pronouns

Words We Use Instead of Names

5 Listen, point, and repeat

I

When you talk about yourself.

**it**

When you talk about an animal or a thing.

**he**

When you talk about a boy or a man.

**we**

When you talk about yourself and others together.

**she**

When you talk about a girl or a woman.

**they**

When you talk about more than one person, animal, or thing.

**you**

When you talk to one person or to a group.



6 Speaking: Discuss feelings with a friend using personal pronouns

I – he – she – it – we – they – you – happy – sad – angry
tired – scared – surprised

How do you feel today?



I feel happy. Today is my birthday.

Lesson

1



Listen, look at the picture, then match

He is angry.

She is tired.

He is happy.

She is scared.



Look at the picture, and choose the correct word

1. How does he feel?

He feels (sad-happy).

2. How does she feel?

She feels (angry-surprised).

3. How do they feel?

They feel (happy-tired).

4. How do you feel?

I feel (sad-scared).



Lesson

2



Phonics



Listen and repeat

Yy



yellow



yo-yo



yawn



yes



yogurt



Trace then write letter (Yy) in its uppercase and lowercase forms

Y

y

Lesson 2

3 Match the pictures that start with letter (Yy)



4 Look at the picture, then write the correct beginning letter









5 Listen, and repeat

Xx



x-ray



box



six



mix

6 Trace then write letter (Xx) in its uppercase and lowercase forms



Lesson 2

7 Look at the pictures, then circle the one that has the sound of letter (x)



8 Look at the pictures, then put (✓) for the ones that have the sound Xx



Xx	<input type="checkbox"/>
----	--------------------------



Xx	<input type="checkbox"/>
----	--------------------------



Xx	<input type="checkbox"/>
----	--------------------------



Xx	<input type="checkbox"/>
----	--------------------------

9 Match the pictures that have the sound of letter (Xx)



10 Look at the picture, then put (✓) to the correct letter



Yy

Xx



Yy

Xx



Yy

Xx



Yy

Xx



Yy

Xx



Yy

Xx

Lesson

3

Numbers from 11 to 20



Look, count, and trace

	11	11	11	11	11
	12	12	12	12	12
	13	13	13	13	13
	14	14	14	14	14
	15	15	15	15	15
	16	16	16	16	16
	17	17	17	17	17
	18	18	18	18	18
	19	19	19	19	19
	20	20	20	20	20



Pair work



Listen and practice with a friend

How many
boxes are
there?



There are
15 boxes.

How many
vans are
there?



There are
13 vans.

I see 20
zebras.



I have 10
vests.



Lesson 3

  Listen, point and count

11



12



13



14



15



16



17



18



19



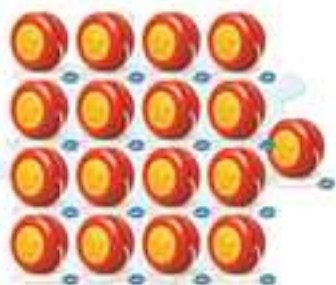
20



4 Count, then choose the correct number



12 19



11 17



15 14



16 13

5 Count, then write the number









Lesson

4

Phonics

Consonant Blends

Blend with letter (s-)



Listen to each sound, blend, and repeat

sk

skip



sn

snail



st

strong



sw

swing



2 Blend, read and repeat

This is a _____ (swing - train).



This is a _____ (snail - clock).



The boy is _____ (grass - strong).



Look! I can _____ (skip - drive).



Lesson 4

3

Look at the picture, and check (✓) the correct consonant blends



sn	
gl	



dr	
sk	



sw	
cr	



fl	
st	

More Blend Words!

**Think of more words with the same blends**

Can you think of more words that start with the same blends: sk, sn, st, and sw.



Lesson 4



4 Writing Practice

W

w

Q

q

V

v

Z

z

Y

y

X

x



Learning Outcomes

Students will be able to...

- ★ recognize months, seasons, and weather in listening texts.
- ★ name the months in order.
- ★ differentiate short vowel sounds /æ/ and /ɛ/ in familiar words.
- ★ identify rhyming words.
- ★ identify word families.
- ★ read CVC words with short vowel sounds /æ/ and /ɛ/.
- ★ recognize sight words.

Lesson



Months of the Year



Listen and repeat



Dialog

How many months are there in a year?

There are 12 months in a year.





Pair work

3



Listen, and practice with a friend

When
is your
birthday?



My birthday
is in July.

What month
comes after
April?



May comes
after April.

What month
comes before
September?



August.



Sight words: my - is - in - your

Lesson

1



4



Listen to your teacher, then circle the month

- What month comes **after**:

October

May

November

June

December

- What month comes **after**:

February

March

September

April

October

- What month comes **after**:

July

February

August

March

September

5



Listen to your teacher, then circle the month

- What month comes **before**:

December

April

October

March

November

- What month comes **before**:

August

January

July

March

September

6 Speaking: Discuss with a friend what is your favorite month / why?

January, February, March, April, May, June, July, August, September, October, November, December.



7 Trace the names of the months of the year

January

July

February

August

March

September

April

October

May

November

June

December

Lesson

2

Phonics

Short vowel: /æ/

Fun with Words that Rhyme!

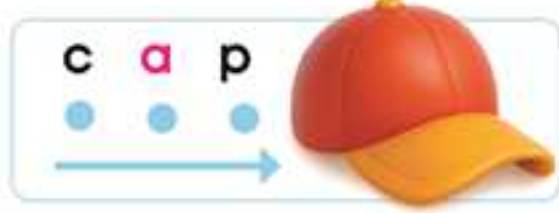


Listen and repeat

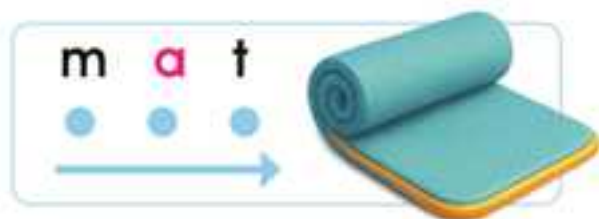
"-an" family



"-ap" family



"-at" family





Read the word, then match with the picture

map



cap



hat



man



pan



mat



Lesson 2

3

Look at the picture, then choose the correct word



cap pan



mat hat



mat map



cap man



map pan



map hat

4 Chant with rhyming words



Cook an egg inside the
pan – pan!
Shake a hand and meet
man – man!



Draw a road upon the
map – map!
Put it on, a little
cap – cap!



Lay your toys upon the
mat – mat!
On my head I wear a
hat – hat!



5 Find the words in the chant, and write

Words rhyming with "an"

Words rhyming with "ap"

Words rhyming with "at"

6 Circle the two rhyming words in each group

Group 1:

hat

cap

man

mat

Group 2:

mat

map

cap

man

Group 3:

man

cat

pan

map



Sight words: a - and - on - my - the - put - an

Lesson

3

Four Seasons



Listen and repeat



spring



summer



fall



winter



warm



hot



sunny



cold



windy



rainy



cloudy



Listen, then write the number next to the correct picture

1 winter



2 summer



3 spring



4 fall



Lesson 3



Read the following dialog

Teacher : What season **is it** now?

Ali : It's **spring**.

Sara : Spring is warm **and** sunny. There are lots of flowers.

Teacher : Nice! And what comes after spring?

Omar : Summer comes after spring.

Teacher : What's **the** weather like **in** summer?

Omar : It's hot and sunny. **We can go** swimming!

Mona : And after summer comes fall.

Omar : Fall is windy, rainy, **and** sometimes cloudy.

Teacher : What about weather in winter?

Ali : In winter it's cold, cloudy, and sometimes rainy.

Teacher : Which season **do you** like best?

Sara : I like summer best because I can go **to** the beach.



Sight words: is - it - and - the - in - I - we - can - go - do - you - to

4 Look at the picture and match

winter


spring

summer

fall



5 Color your favorite season of the year



Lesson 3

6 Look at the picture, then choose the word



sunny windy



rainy cloudy



rainy cloudy



windy sunny

7  Listen, then circle the correct picture

hot



cloudy



rainy



cold



Lesson

4



Phonics

Short vowel: /ɛ/

Fun with Words that Rhyme!



Listen, read and repeat

"-et" family

p e t



j e t



w e t



"-en" family

p e n



h e n



t e n



Lesson 4

2 Look at the picture, read the words, then check (✓) the correct one



ten	<input type="checkbox"/>
pen	<input type="checkbox"/>



hen	<input type="checkbox"/>
wet	<input type="checkbox"/>



pet	<input type="checkbox"/>
jet	<input type="checkbox"/>



jet	<input type="checkbox"/>
hen	<input type="checkbox"/>



pet	<input type="checkbox"/>
ten	<input type="checkbox"/>



pet	<input type="checkbox"/>
wet	<input type="checkbox"/>

3 Look at the picture. Then write the missing letters



p		n
---	--	---



w	e	
---	---	--



	e	t
--	---	---



h		
---	--	--



	e	
--	---	--



		t
--	--	---

Lesson 4

4 Chant with rhyming words

I have a silly little **pet**!

He tried to ride a
flying **jet**!




He slipped and
fell, got very **wet**!

Then wrote a note with
his **blue pen**!



He gave the note to
a **hen**!



And counted eggs,
he found just **ten**!



5 Match the rhyming words

jet

10

hen



6 Color the rhyming words

10



7 Writing practice

pan

man

map

cap

mat

hat

pet

jet

wet

hen

pen

ten

Review



Look at the picture and check (✓) the correct word



soup

☐

juice

☐

sandwich

☐


dinner

☐

lunch

☐

breakfast

☐


rice

☐

chicken

☐

bread

☐


eat

☐

soup

☐

drink

☐


Listen, then circle the correct picture

cloudy



rainy



windy



sunny





Listen, then match the sentence with the correct picture

We are happy.

He is sad.

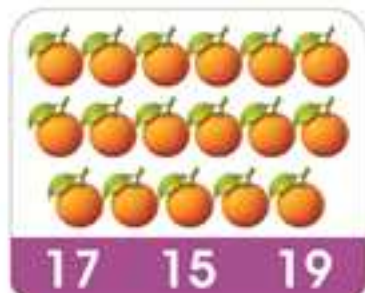
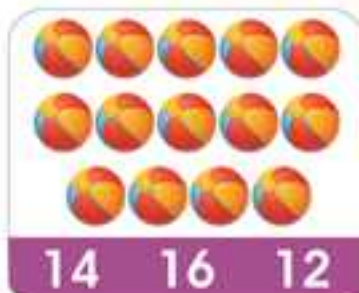

I am surprised.

She is angry.

They are scared.



Count and circle the number



Review 1

5 Circle the pictures that start with each given letter

Y y



Z z



Q q



W w



V v



6 Match each picture with the correct consonant blends



sn

sk

sp

st

sw

sm

7 Match the picture with the correct word



mat

hat



pet

pen



pan

map



jet

ten



man

cap



hen

wet

8 Write the missing letter in each word

10

t_n



h_t



m_p



w_t



My House



Learning Outcomes

Students will be able to..

- ★ recognize rooms in the house.
- ★ identify furniture/objects in the house.
- ★ name activities they can do in each room using simple sentences.
- ★ differentiate short vowel sounds /I/ and /a/ in familiar words.
- ★ identify word families.
- ★ identify rhyming words.
- ★ blend and read CVC words with short vowel sounds /I/ and /a/.
- ★ recognize sight words.

Lesson

1



Rooms in My House



Listen and repeat



bedroom



living room



kitchen



dining room



bathroom



I sleep in the
bedroom.



I brush my teeth in
the bathroom.



I watch TV in the
living room.



I eat in the dining
room.



My mother cooks in
the kitchen.

Lesson 1

Match the word with the picture

bedroom



living room



kitchen



dining room



bathroom




3 Read and repeat



In my home  , there are many rooms .

In the bedroom  , I sleep  on the bed.

In the living room  , we watch TV  together.

In the kitchen  , my family cooks food .

In the dining room  , we eat  our meals.

In the bathroom  , I brush my teeth  every morning.



Sight words: in - my - there - are - many - on - the - we - together - our - every

Lesson 1



Pair work



Listen and practice with a friend

bedroom – kitchen – bathroom – living room – dining room –
watch TV – eat – sleep – cook – brush my teeth

What do
you do in the
living room?



I watch TV
in the living
room.



Circle the pictures of rooms in the house



Listen and check (✓) the correct room

bedroom



kitchen



bathroom



living room





Listen, and circle what you can do in each room

bedroom:



bathroom:



kitchen:



Listen and circle

I sleep in the
bedroom.

I watch TV in the
living room.

My mother cooks
in the kitchen.

I brush my teeth in
the bathroom.



Lesson

2



Phonics

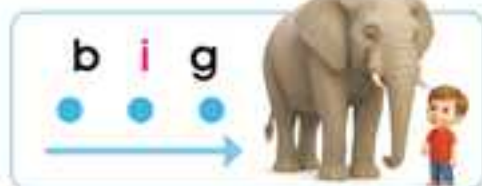
Short vowel: /ɪ/

Fun with Words that Rhyme!



Listen, read, and repeat

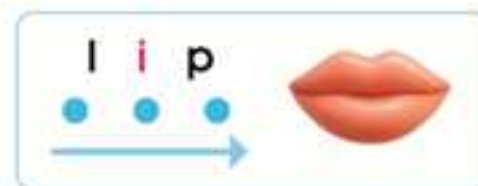
"-ig" family



"-in" family



"-ip" family



2 Look at the picture, then rearrange the letters to form the word

	i n f	f i n
	b n i	
	p i l	
	n w i	
	g i f	
	i d p	

Lesson 2

3 Look, choose, and write the word

hip - fin - ~~fig~~ - win - lip - dig - bin - dip - big



f i g



4 Chant with rhyming words

I see
something
very **big**, on
the tree, a
purple **fig**.



Take a
shovel, let's
all **dig**.



The fish can
swim with a
shiny **fin**.



We play a
game and
try to **win**.



Shake your
hip and
smile with
your **lip**.



Then take
a chip and
make a **dip**.



5 Circle the word that doesn't rhyme

big fin dig

win hip lip

6 Listen to the song, sort, and write the words



Lesson

3

Room by Room



Listen, point, and repeat



bedroom
bed - closet



dining room
chairs - table



living room
couch - TV



kitchen
fridge - oven



bathroom
sink - toilet

2 Listen to the following dialog

Hana: Welcome to my house, Sara!

Sara : Thank you, Hana! Is this your bedroom?

Hana: Yes, it is. Here's my bed and my closet.

Sara : Nice! Where's the bathroom?

Hana: Come, I'll show you. It has a sink and a toilet.

Sara : Oh, and the kitchen—look! It has a fridge and an oven.

Sara : Wow! Is this the living room?

Hana: Yes! We can sit on the couch and watch TV together.



Sight words: is - this - your - my - and - the - it - has - a - an - we - can - on

3 Listen and practice with a friend

bedroom – kitchen – bathroom – living room – dining room – bed – closet – oven – fridge – sink – toilet – TV – couch – table – chairs

What can we find in a kitchen?



We can find a fridge and an oven.

Lesson 3

4 

Listen and circle what you can find in each room

bedroom



bathroom



kitchen



5 

Listen and check (✓) the correct object



bed



oven



sink



couch

6  Listen, then check (✓) if the word matches the picture, and (✗) if it doesn't



sink



bed



closet



couch



fridge



oven

7  Listen and match the pictures with the words



TV

closet

couch

bed

oven

table

sink

fridge

chair



Lesson

4

Phonics

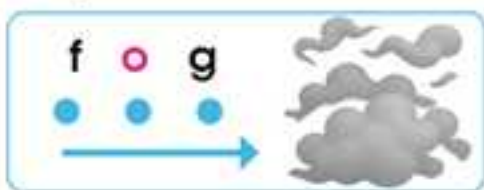
Short vowel: /a/

Fun with Words that Rhyme!

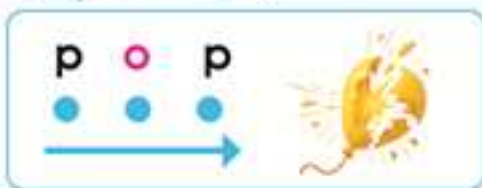


Listen, read, and repeat

"-og" family



"-op" family



"-ot" family



2 Complete the sentence with the correct word from the box

pot - dog - mop - hop - log



I can see a ____.



I see a ____.



There is a ____.



I can see a ____.



The boy can ____.



Lesson 4

3 Look at the picture, then choose the correct word



dog

pot



fog

hot



mop

log



hop

pop



fog

dot



hot

pot



Chant with rhyming words

I saw a silly **dog**!
It got lost in the **fog**!
It tripped over a **log**!

It started to **hop, hop, hop**!
Then heard a balloon go **pop**!

It found a cooking **pot**!
The **pot** was very **hot**!



Listen to the chant and answer using the words below

hop – fog – pot – dog – hot – pop – log

I saw a silly [.....].

The dog started to [.....].

Then heard a balloon go [.....].

The pot was very [.....].

The dog got lost in the [.....].

He found a cooking [.....].

He tripped over a [.....].

Lesson 4



6 Writing Practice

dog

Handwriting practice lines for the word 'dog'.

fog

Handwriting practice lines for the word 'fog'.

log

Handwriting practice lines for the word 'log'.

pot

Handwriting practice lines for the word 'pot'.

hot

Handwriting practice lines for the word 'hot'.

dot

Handwriting practice lines for the word 'dot'.

mop

Handwriting practice lines for the word 'mop'.

hop

Handwriting practice lines for the word 'hop'.

pop

Handwriting practice lines for the word 'pop'.



Neighborhood



Learning Outcomes

Students will be able to..

- ★ name familiar places.
- ★ ask and answer simple questions about places.
- ★ recognize common action words.
- ★ recognize the short vowel sounds /ū/ in familiar words.
- ★ recognize word families.
- ★ identify rhyming words.
- ★ read CVC words with short vowel sound /ʌ/.
- ★ identify consonant blends with letter (l) in familiar words.
- ★ pronounce consonant blends with letter (l) in familiar words.
- ★ recognize sight words.

Lesson

1

Around My Town



Listen and repeat



hospital



school



shop



building



street



car



truck



bus

2 Listen to the following dialog

Sara: Let's walk around town, Ali!

Ali : Okay! Look, this **is** a school.

Sara: And where **do you go** when **you** feel sick?

Ali : I **go to the** hospital.

Sara: What **do you see on the** street?

Ali : I **see a** truck, **a** bus, **and a** car.

Sara: Wow! **And** what's that big building over there?

Ali : That's **a** shop. We can buy things there.



Sight words: is - a - do - you - go - you - I - to - see - on - the - and

3 Listen and circle

hospital



shop



street



bus



Lesson

1



4



Listen, then check (✓) if the word matches the picture, and (✗) if it doesn't



hospital



street



school



truck



bus



building



5



Listen, then match the word to the correct picture



hospital



shop



street



bus



truck

school





Listen and check (✓) the correct picture

shop



building



street



car



Lesson

2

Phonics

Short vowel: /ʌ/

Fun with Words that Rhyme!



Listen, read and repeat

"-ug" family

h u g



j u g



m u g



"-un" family

b u n



r u n



s u n



"-ut" family

h u t




n u t



c u t



2 Look at the picture, then choose the correct word



jug
mug
hug



bun
sun
run



bun
sun
run



cut
nut
hut



jug
mug
hug



cut
nut
hut

Lesson 2

3 Look for the hidden words using the list of words given

							Short u
a	j	u	g	k	m	e	jug
w	n	a	h	u	g	s	hug
m	u	g	q	i	d	a	mug
t	e	a	s	u	n	p	sun
m	e	d	t	b	u	n	bun
c	r	u	n	h	a	l	run
e	p	h	u	t	v	w	hut
n	o	c	u	t	l	a	cut
n	u	t	s	e	a	m	nut

4 Look at the pictures and write using words from the box

hug – run – cut







5 Chant with rhyming words

I found a **nut** near my **hut**,
I used a knife to cut.



I held my **mug**, I filled it up
with milk from the **jug**.



I ate a **bun** and went for a run, I
looked at the bright **sun**.



6 Find the words in the chant and write:

A word rhyming with sun.

(_____)

A word rhyming with hut

(_____)

A word rhyming with hug

(_____)

7 Match the rhyming words:

bun



hut



nut



mug



jug



sun



Lesson

3

Places I Visit



Listen and repeat

Park



jump

I can jump.



throw

I can throw the ball.



catch

I can catch the ball.

Zoo



I see animals in the zoo.



animals

Beach



dig



swim



run

2 Listen to the following dialog

Ali : Good morning, Sara. What are your plans for today?

Sara: Good morning, Ali. Let's go to the park.

Ali : Great idea. I can run and throw the ball.

Sara: And I will catch it!

Ali : Tomorrow, let's visit the zoo.

Sara: Yes. We can see so many animals there.

Ali : And next week, let's go to the beach.

Sara: Awesome! We can swim, play in the sand, and dig together.

Ali : That will be so much fun.



Sight words: go - to - the - I - can - will - it - we - see - there - and - so - be - in - for - are

3 Guess where we are...

The place where we can see animals.

It is the (beach - zoo).


The place where we can swim and dig.

It is the (park - beach).

The place where we can throw and catch the ball.

It is the (park - zoo).

Lesson 3

4  Listen, look, and circle the word that matches the picture



I can (swim - jump).



I can (throw - dig).



I can (swim - catch).



I can (run - throw).

5  Listen, then check (✓) if the word matches the picture and (✗) if it doesn't



catch ☐



beach ☐



run ☐



zoo ☐



Listen, then write the number next to the correct picture



1 park



2 zoo



3 animals



4 beach



5 run



6 dig

Lesson

4

Phonics

Consonant Blends

Blend with letter (l)!



Listen to each sound, blend, and repeat

cl

clock



bl

black



fl

flag



sl

slide



2 Look, say, and match the picture with the correct consonant blends




cl



bl



fl



sl

3 Look, say, then choose the correct consonant blends




fl

cl



gl

sl



fl

bl



bl

cl

Lesson 4

More Blend Words!

5 Think of more words with the same blends

Can you think of more words that start with the same blends: cl, bl, fl, and, sl.



cl

cl

bl

bl

fl

fl

sl

sl



Writing Practice

hug

Handwriting practice box for the word 'hug'. It contains eight horizontal lines for writing.

jug

Handwriting practice box for the word 'jug'. It contains eight horizontal lines for writing.

mug

Handwriting practice box for the word 'mug'. It contains eight horizontal lines for writing.

bun

Handwriting practice box for the word 'bun'. It contains eight horizontal lines for writing.

run

Handwriting practice box for the word 'run'. It contains eight horizontal lines for writing.

sun

Handwriting practice box for the word 'sun'. It contains eight horizontal lines for writing.

hut

Handwriting practice box for the word 'hut'. It contains eight horizontal lines for writing.

nut

Handwriting practice box for the word 'nut'. It contains eight horizontal lines for writing.

cut

Handwriting practice box for the word 'cut'. It contains eight horizontal lines for writing.



Learning Outcomes

Students will be able to...

- ★ Identify story elements.
- ★ answer comprehension questions about story elements.
- ★ discuss the feelings of characters at different points of the story.
- ★ discuss the moral of the story.
- ★ recognize sight words.

Two Friends and One Apple



One sunny morning, Omar **and** Sara went **to the** park.
They were running, playing, **and** having fun!



Sara found **a** big, shiny red apple.
She held **it** happily **in her** hands.



Omar saw Sara holding **the** apple. **He** felt **a** little sad
because **he** didn't **have** one.



Sight words: a - it - in - he - have - and - to - the

Story



Sara noticed Omar's sad face. She wanted to make him happy. So, she took the apple and carefully split it into two pieces.



Sara gave one half of the apple to Omar and kept one half for herself. Omar said "Thank you, Sara". His smile came back, and they both enjoyed the apple together. They learned that sharing makes everyone happy!



Moral: It's always kind to share with others.



Sight words: he - to - so - the - and - it - of - for - you - they


Story Elements**1. Characters (Who?)**

- Omar 
- Sara 

2. Setting (Where & When?)

- In the park 
- One sunny morning 

3. Problem (What's wrong?)

- Omar felt sad because he didn't have an apple. 

4. Events (What happens?)

- Omar and Sara played in the park.
- Sara found a big red apple.
- Omar felt sad when he saw the apple as he didn't have one.
- Sara noticed his sadness.
- Sara split the apple into two pieces.
- She gave one half to Omar.

5. Solution (How is the problem solved?)

- Sara shared the apple with Omar.

6. Ending / Lesson (What do we learn?)

- Omar was happy again.
- They enjoyed the apple together.
- Sharing makes everyone happy!

**Put in Order: Number the sentences from 1-4**

- ___ Sara gave half the apple to Omar.
- ___ Sara found a red apple.
- _1_ Omar and Sara went to the park.
- ___ Omar felt sad.

Story



Listen and circle the correct answer

Who are the characters in the story?

Sara and Ali

Sara and Omar

Where does the story happen?

in the park

at home

What does Sara find?

A banana

An apple

How does Omar feel when he sees the apple?

happy

sad

What does Sara decide to do?

eat the apple

share the apple

How do the friends feel at the end?

happy

sad



Speaking: Discuss with your teacher

Characters: What are the names of the characters in the story?

Place: Where did the story take place?

Problem: What was the problem in the story?

Solution: How did Sara solve the problem?

Moral: What lesson did you learn?



Match each picture with the correct word



sad

Sara

apple

Omar

happy



Role Play: Act out the story with a friend



Review **2**



Read the word, then circle the correct picture

dog



bin



lip



hot



fin



jug



mop



log



Review 2



2 Look at the picture, then check (✓) the correct word



sun

fun

bun

☐☐☐

dig

big

fig

☐☐☐

big

fig

dig

☐☐☐

pot

dot

hot

☐☐☐

fig

big

dig

☐☐☐

cut

hut

nut

☐☐☐

pot

dot

hop

☐☐☐

fun

bun

run

☐☐☐

3 Look at the picture, then check (✓) the correct blending letters




bl	
sk	



sl	
fr	



sw	
fl	



fl	
cl	



sl	
sn	



bl	
st	

4 Look at the picture, then choose the correct consonant blends



fl

sn

st



sw

bl

fl



fl

sw

sl



st

sl

sk



cl

sn

bl



sn

cl

bl

Review **2**

5 Circle the odd one out



6 Match the word with the picture

• jump •

• throw •

• run •

• swim •



Glossary



Word	Definition
angry	feeling or showing anger
animals	any of a kingdom of living things composed of many cells typically differing from plants in capacity for active movement
bathroom	a room containing a bathtub or shower and usually a sink and toilet
beach	a sandy or gravelly part of the shore of a body of water
bed	a piece of furniture on which to lie or sleep
bedroom	a room used for sleeping
bread	a baked food made of flour
breakfast	the first meal of the day
brush	to clean, smooth, or scrub with a brush
building	a permanent structure built as a dwelling, shelter, or place for human activity or for storage
bus	a large motor vehicle for carrying passengers
car	a vehicle moving on wheels
catch	to capture or seize in flight or motion
chair	a seat with legs and a back for use by one person
chicken	the common domestic fowl, its flesh used as food
closet	a cabinet or small room for clothing
cloudy	covered over by clouds
cold	having a low temperature or one much below normal
cook	to prepare food for eating especially by the use of heat
couch	a piece of furniture (as a sofa) that one can sit or lie on
dig	to hollow out or form by removing earth
dining room	a room used for eating meals
dinner	a light meal eaten at night
drink	to swallow liquid
eat	to take into the mouth and swallow food
fall	the season between summer and winter that usually includes the months of September, October, and November
fridge	a device or room for keeping articles (as food) cool
happy	enjoying well-being and contentment
hospital	an institution where the sick or injured are given medical or surgical care
hot	having a high temperature
juice	the liquid part that can be squeezed out of vegetables and fruits
jump	to spring into the air
kitchen	a room in which cooking is done
living room	a room in a house for general family use
lunch	the main meal eaten in the middle of the day
mask	something you wear to cover your face
oven	a chamber (as in a stove) used for baking, heating, or drying
park	an area maintained in its natural state as a public property
rainy	having much rain
rice	a grass widely grown in warm wet areas especially for its seeds which are used for food
run	to go at a pace faster than a walk
sad	filled with or expressing grief or unhappiness
sandwich	one or more slices of bread or a roll with a filling or spread
scared	thrown into or being in a state of fear, fright, or panic
school	a place or establishment for teaching and learning
shop	a building or room where goods are sold retail
sink	a stationary basin for washing (as in a kitchen) connected with a drain and usually a water supply
sleep	the natural periodic loss of consciousness during which the powers of the body are restored
soup	a liquid food with stock as a base and often containing pieces of solid food
spring	the season between winter and summer that usually includes the months of March, April, and May
street	a public way especially in a city, town, or village usually including sidewalks
summer	the season between spring and autumn that usually includes the months of June, July, and August
sunny	bright with sunshine
surprised	feeling or showing surprise because of something unexpected
swim	to move through water by moving arms, legs, fins, or tail
table	a piece of furniture with a smooth flat top fixed on legs
throw	to send through the air especially with a quick forward motion of the arm
tired	drained of strength and energy
toilet	a fixture that consists usually of a bowl that is flushed with water and a seat
truck	a wheeled vehicle for moving heavy articles
TV	a television receiving set
warm	having or giving off heat to a moderate or adequate degree
watch TV	to keep one's eyes on TV
windy	having strong winds
winter	the season between fall and spring that usually includes the months of December, January, and February
zoo	a garden or park where living usually wild animals are kept for showing to the public



English

Primary 1 - Term 2

Academic Year: 2025/2026

No part of this publication may be reproduced, stored in a retrieval system, or transmitted in any form or by any means—electronic, photocopying, recording, or otherwise—without prior written permission of the Ministry of Education and Technical Education.

Editorial Note

This work was made through the contributions of a diverse team of professionals with various academic and institutional backgrounds (including, but not limited to, university professors, teachers, subject matter experts, and specialized international organizations).

Their contributions spanned multiple phases of the project, including consultation, content development, and quality enhancement.

**Developed and produced with the participation of
the Content Department Team**

at Selah El Telmeez Publishing and Printing Company.

Reviewed by:

Prof. Zeinab El-Naggar

Prof. Attia El-Sayed

Prof. Nagwa Younis

Dr. Mai Kamal

Ms. Amira Awaad

The Central Administration for Curriculum Development:

Ms. Eman Mahmoud Youssef

Dr. Amira Fawzy Ahmed

Ms. Nashwa Abdel Aziz El feky

Dr. Ghada Elsayed Mohammed

General Supervision

Dr. Akram Hassan Mohammed

Assistant to the Minister for Curriculum Development

Supervisor of the Central Administration for Curriculum Development

عدد الصفحات بالغلاف	ألوان الكتاب	ورق الغلاف	ورق المتن	مقاس الكتاب
116	4 ألوان	180 جراماً	70 جراماً	27 × 19 سم
٢٠/١/٢٢/١/٢٠/١٠			رقم الكتاب	



All Rights Reserved ©Ministry of Education and
Technical Education-2025/2026

