



English



2025/2026

Term 2

KG

1



All rights reserved; no part of this publication may be reproduced, stored in a retrieval system or transmitted in any form or by any means, electronic, mechanical, photocopying, recording or otherwise, without the prior written permission of the copyright holders.

تهدي وزارة التربية والتعليم والتعليم الفني هذا الكتاب بكل حب إلى الأطفال والأسر في جمهورية مصر العربية

**"THE MINISTRY OF EDUCATION AND TECHNICAL EDUCATION
DEDICATES THIS BOOK, WITH LOVE, TO THE CHILDREN AND
FAMILIES OF THE ARAB REPUBLIC OF EGYPT."**

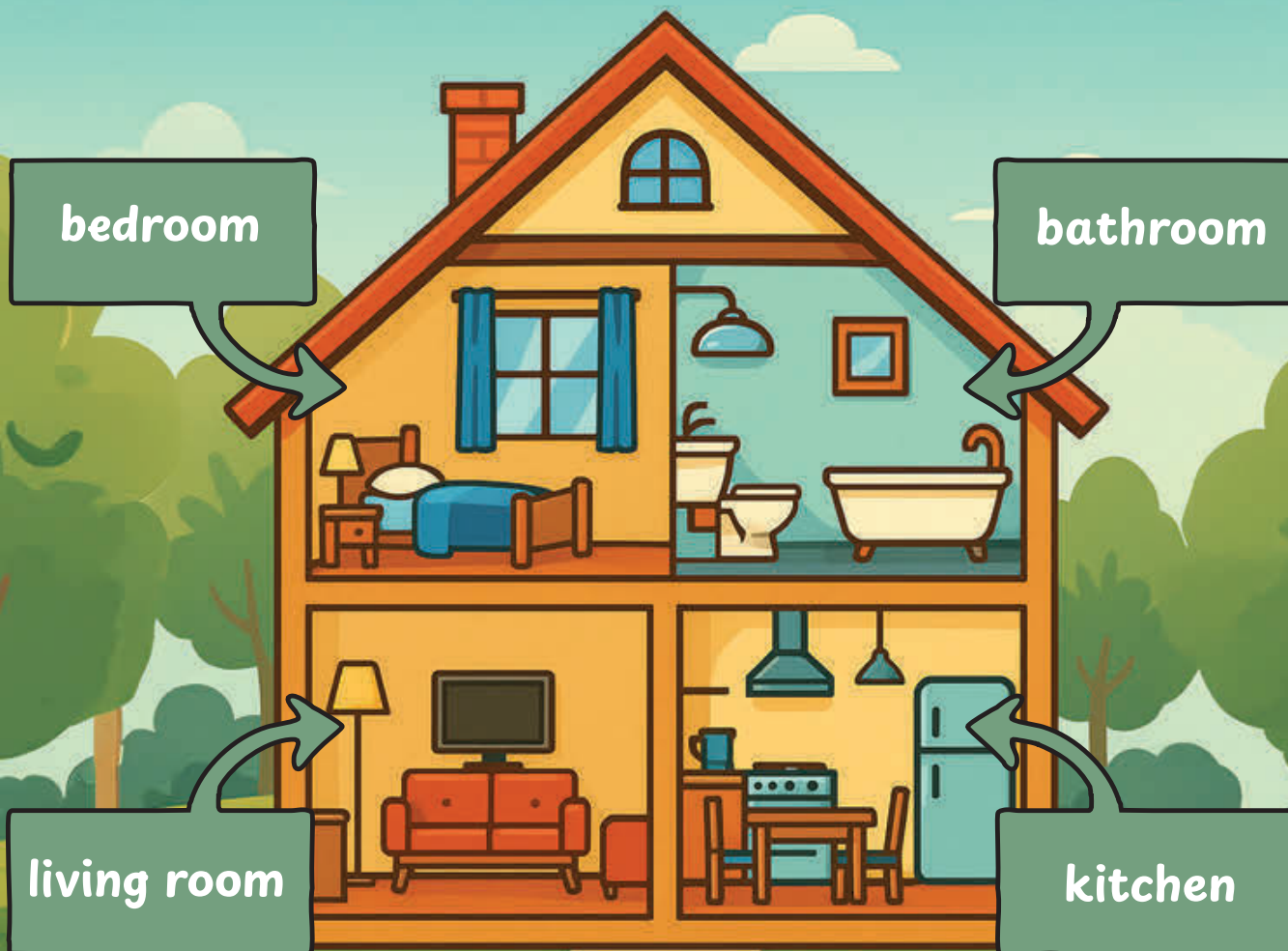
Name:.....
Class:.....
School:.....

Unit	Vocabulary and Structure	Phonics	Math	Everyday Skills	Language Focus	Content Integration
1 In My Home!	bedroom bed closet bathroom toilet sink living room couch carpet kitchen oven fridge	g: grapes, goat, gorilla o: ostrich, orange, octopus l: lion, lemon, lollipop	Number: 6 Shape: oval Color: black	Identifying different rooms and their purpose Sharing knowledge	Naming rooms in home and the items found in each Recognizing the sound of letters: Gg, Oo, and Ll	Math (Identifying number 6 and oval shape) Art (Recognizing black color) Project: (My home)
2 Let's Move Around!	Travel Land car bus train Air airplane helicopter Water boat ship	u: umbrella, up f: fork, fan, frog b: ball, banana, bird	Number: 7 Shape: rectangle Color: white	Identifying different means of transportation Sharing knowledge	Naming and differentiating between land, air, and water transportation Recognizing the sound of letters: Uu, Ff, and Bb	Math (Identifying number 7 and rectangle shape) Art (Recognizing white color) Project: (Transportation)

Unit	Vocabulary and Structure	Phonics	Math	Everyday Skills	Language Focus	Content Integration
3 Meet the Birds Around Us!	parrot, eagle owl, flamingo duck, goose peacock, beak, feather wings	j: jam, jacket, jellyfish w: whale, window, watermelon v: van, violin, vase	Numbers: 8 and 9 Shape: moon Color: brown	Identifying different birds Sharing knowledge	Naming birds and their parts Recognizing the sound of letters: Jj, Ww, and Vv	Math (Identifying numbers 8 and 9) (Identifying moon shape) Art (Recognizing brown color) Science (Exploring the surroundings) Project: (My favorite bird)
4 Under the Sea!	fish, shark crab, starfish dolphin, seal seahorse sea turtle big small	z: zebra, zero, zoo y: yo-yo, yogurt, yarn x: fox, X-ray q: queen, quack, quiet	Number: 10 Shape: diamond Color: pink Opposites (big and small)	Identifying sea creatures, Using descriptive language, Comparing objects	Naming different sea creatures Recognizing the sound of letters: Zz, Yy, Xx, and Qq	Math (Identifying number 10) (Identifying diamond shape) (Differentiating between big and small) Art (Recognizing pink color) Science (Exploring the surroundings) Project: (Let's explore)
Review	Review units 1-4	Review letters: Gg, Oo, Ll, Uu, Ff, Bb, Jj, Ww, Vv, Zz, Yy, Xx, and Qq	Review Numbers: 6, 7, 8, 9, and 10 Review Shapes: oval, rectangle, crescent, and diamond Review colors: black, white, brown, and pink			Project: (Cut and paste shapes)

Unit 1: In My Home!

Look, listen, and point:



Bedroom

Look, listen, and repeat:

bed

closet



Bathroom

Look, listen, and repeat:

toilet



sink





It's Practice Time!

Circle the bathroom objects:



Color the bedroom objects only:




Living room

Look, listen, and repeat:






Kitchen

Look, listen, and repeat:






It's Practice Time!

Circle the kitchen objects:




Color the living room objects only:



The sound of the letter: Gg

Listen and repeat:

Gg



gorilla




grapes



goat

Let's trace the letter Gg:

Trace:



G G G G G G G G G G G

g g g g g g g g g g g

goat



grapes



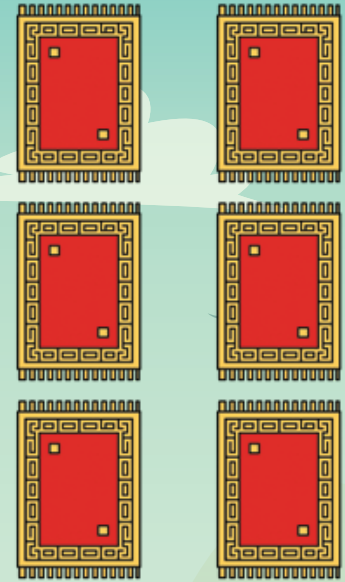
Count and Say:

I can see
6 beds.




6

I can see
6 carpets.




Trace number 6:




Color 6 leaves:



Colors and shapes:



I can see a
black oval.



Color the oval
with black.


The sound of the letter: Oo

Listen and repeat:

Oo



o^octopus



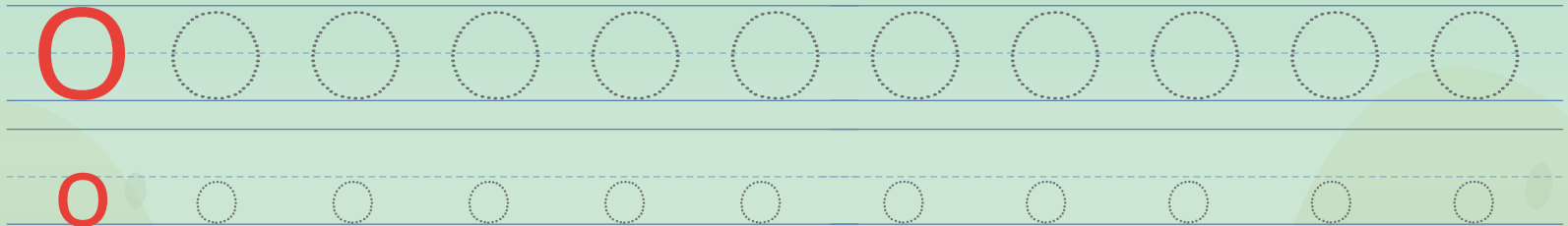
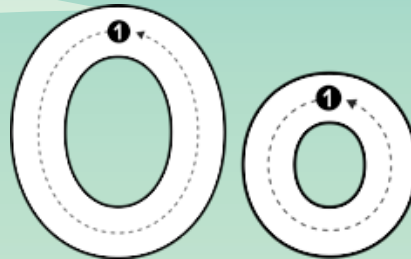
o^orange




o^ostrich

Let's trace the letter Oo :

Trace:



Orange



Octopus



The sound of the letter: LI

Listen and repeat:

LI



lion




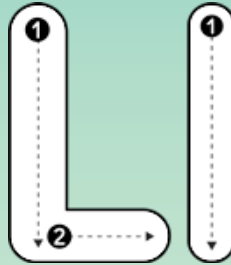
lollipop



lemon

Let's trace the letter Ll:

Trace:



emon




ion



It's Practice Time!

Circle the beginning letter:



(Ll-Gg)



(Oo-Ll)



(Oo-Gg)

Match the uppercase with the lowercase letter:

L

o

G

l

O

g

It's Practice Time!


Match the object to the correct room:



kitchen



bedroom




living room



bathroom

Story: A Day at Farid's Home!

Look and listen:



Project

Make your own home

Materials needed:



Show and Tell

Show each room, name it, and tell what is inside:



Unit 2: Let's Move Around!

Look, listen, and point :

air
travel

land
travel

water
travel

Land travel


Look, listen, and repeat:



car



bus



train

Air travel

Look, listen, and repeat:




airplane



helicopter


Water travel

Look, listen, and repeat:



It's Practice Time!


Match the ride to its place:



The sound of the letter: Uu

Listen and repeat:

Uu



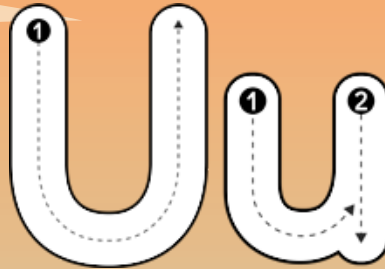
up



umbrella

Let's trace the letter Uu:

Trace:



U

U

U

U

U

U

U

U

U

U

U

u

u

u

u

u

u

u

u

u

u

u

up



umbrella



Count and Say:

I can see
7 buses.

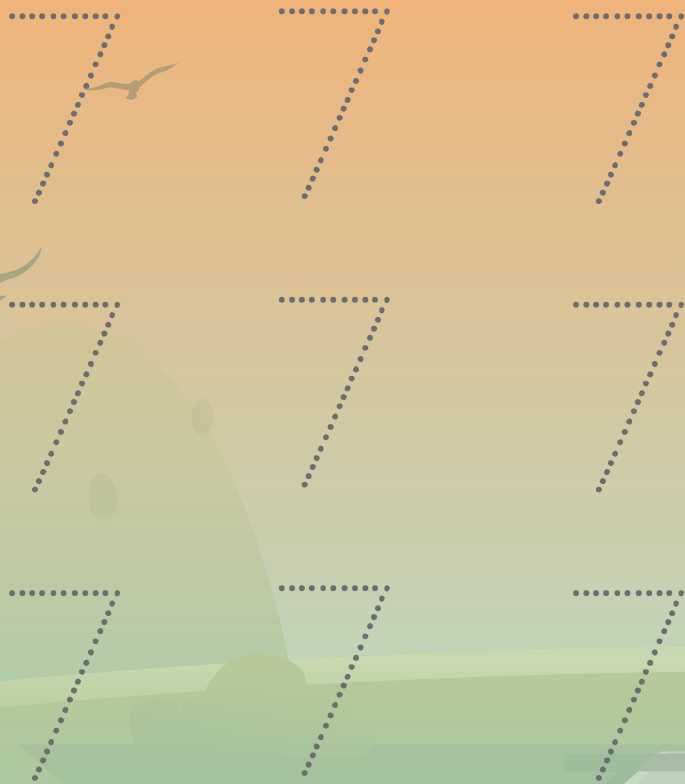


7




I can see
7 ships.

Trace number 7:




Color 7 leaves:




Colors and shapes:

Circle the white rectangle:



I can see a white rectangle.




The sound of the letter: Ff

Listen and repeat:

Ff



frog



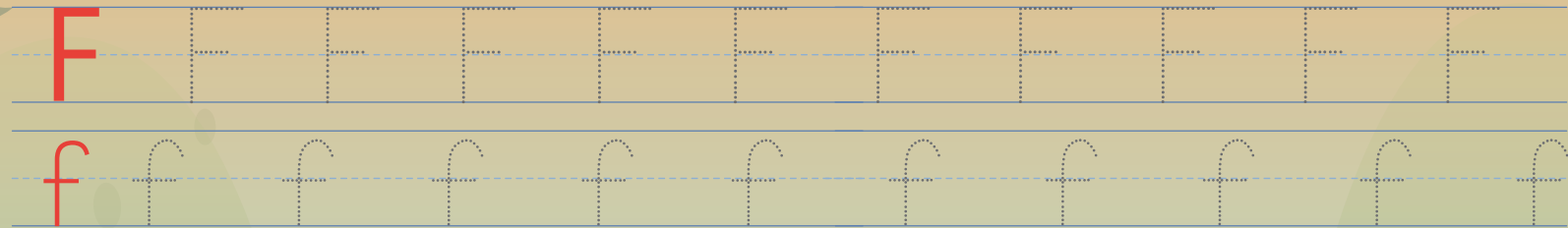
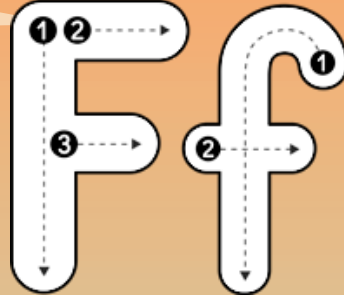
fan



fork

Let's trace the letter Ff:

Trace:



frog



fan



The sound of the letter: Bb

Listen and repeat:

Bb



banana




bird



ball

Let's trace the letter Bb:

Trace:



bird



banana



It's Practice Time!

Circle the picture that matches the letter:

Bb



Ff



Uu



Match the uppercase with the lowercase letter:

U

f

B

b

F

u



It's Practice Time!

Color:

Land travel **green**



Air travel **red**

Water travel **yellow**



Story: A Ride to Remember!

Look and listen:



Project

Make One Means of Travel

Materials needed:



Show and Tell

Show the ride, say its name, and tell if it is land, air, or water travel.



Unit 3: Meet the Birds Around Us!



Birds and their names:

Look, listen, and repeat:



parrot



eagle



goose



duck



owl



flamingo



peacock

It's Practice Time!

Match the picture to its shadow:



Birds and their parts:

Look, listen, and repeat:



feathers




beak



wings

It's Practice Time!

Trace the duck's beak and draw the eagle's wing:



It's Practice Time!

Color the parrot and have fun:



The sound of the letter: Jj

Listen and repeat:

Jj



jacket




jam



jellyfish

Let's trace the letter Jj:

Trace:



J

J

J

J

J

J

J

J

J

J

J

j

j

j

j

j

j

j

j

j

j

j

jam



jellyfish



Count and Say:

I can see
8 owls.




8



I can see
8 flamingos.

Trace number 8:



Color 8 leaves:



Colors and shapes:



I can see a
brown moon.



Color the moon
with brown.


The sound of the letter: Ww

Listen and repeat:

Ww



watermelon



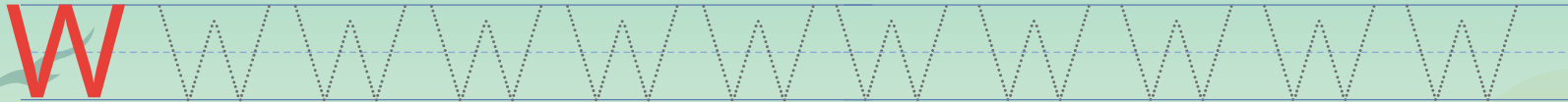
window



whale

Let's trace the letter Ww:

Trace:



whale



watermelon



Count and Say:

I can see
9 jackets.




9



I can see
9 whales.

Trace number 9:



Color 9 leaves:



The sound of the letter: Vv

Listen and repeat:

Vv



van




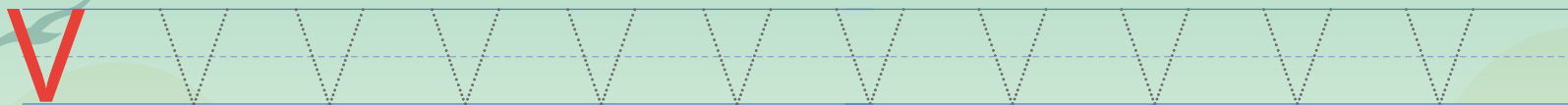
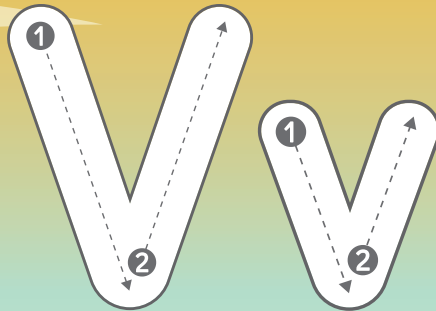
violin



vase

Let's trace the letter Vv:

Trace:



van




violin



It's Practice Time!

Match the picture with the beginning letter:



w

v

j

Circle the lowercase letter:

J

(v - j)

W


(w - j)

V

(w - v)

It's Practice Time!

Circle the birds:



Story: Fun At the Park!

Look and listen:



1 On a fun school trip, the kids go to a park. The kids see some birds.



2 They see a parrot with colorful feathers. They see an owl sitting in a tree.



3 In the pond, the duck puts its beak in the water. The goose swims. The flamingo stands on one leg.



4 Before leaving, they see a peacock spreading its feathers. Looking up, there is an eagle. The eagle has big wings.

Project

Make your favorite bird

Materials needed:



Show and Tell

Show the bird and talk about it.




Unit 4: Under the Sea!



Sea creatures and their names:

Look, listen, and repeat:



fish



seal



sea turtle



dolphin



shark



seahorse




crab



starfish

It's Practice Time!

Color the sea creatures only:



Big and Small

Look, listen, and repeat:

big



A large pink circle is positioned on the left side of the page. A white speech bubble with the word 'big' in bold black text has an arrow pointing from the bubble to the circle.

small



A smaller pink circle is positioned on the right side of the page. A white speech bubble with the word 'small' in bold black text has an arrow pointing from the bubble to the circle.

Big and Small


Look and listen:

I see a small fish.

I see a big shark.

It's Practice Time!

Circle the big creature:



Circle the small creature:




The sound of the letter: Zz

Listen and repeat:

Zz



zoo




zero



zebra

Let's trace the letter Zz:

Trace:



Z

z

oo




ebra



The sound of the letter: Yy

Listen and repeat:

Yy



yarn




yo-yo



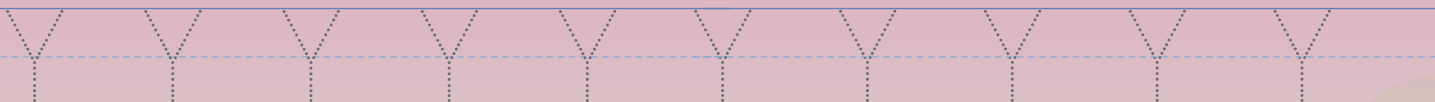
yogurt

Let's trace the letter Yy:

Trace:




Y



y



yarn




yo-yo

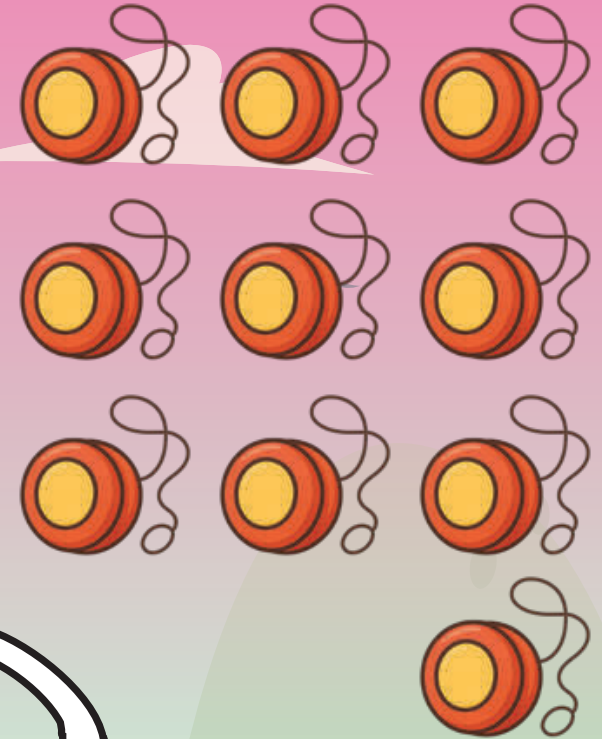


Count and Say:

**I can see 10
sea turtles.**



10



**I can see
10 yo-yos.**


Trace number 10:

10 10 10

10 10 10

10 10 10

Color 10 leaves:




Colors and Shapes:



Color the diamond with pink.

I can see a pink diamond.



The sound of the letter: Xx

Listen and repeat:

Xx




x-ray



fox

Let's trace the letter Xx:

Trace:



X

x

x-ray




fox



The sound of the letter: Qq

Listen and repeat:

Qq



queen




quack



quiet

Let's trace the letter Qq:

Trace:



Q Q Q Q Q Q Q Q Q Q Q

q q q q q q q q q q q

quiet



queen



It's Practice Time!

Circle the beginning letter:

QUACK



(Qq - Yy)



(Zz - Xx)



(Zz - Yy)



(Qq - Yy)

Match the uppercase with the lowercase letter:

Z

y

Y

z

Q


x

X

q




It's Practice Time!

Match the sea creatures to the sea:



Story: At the sea!


Look and listen:



Project

Make your own sea creatures box

Materials needed:



Show and Tell

Show the box, name the sea creatures,
and tell if they are big or small.



Review

Trace the letters:

J j



Z z



U u




G g



Review

Match the picture with the correct letter then trace:



Ff

Qq

Ww

Oo

Yy

Review

Circle the correct letter then trace:



Xx

Gg



Zz

Vv



Jj

Bb





Ll


Uu

Review

Circle what belongs in the room:



Color (✓) if it is a bird and (✗) if it is not:


☒ | ☐

☐ | ☒

☒ | ☐

☒ | ☐

Review

Circle the sea creatures:



Circle the correct picture that matches the place:



Review

Count and match:



6



7



10


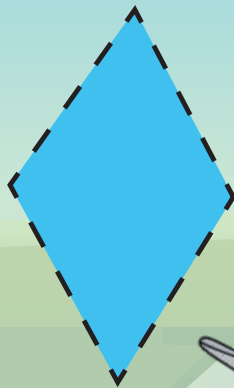



Color the big one brown and
the small one pink:



Project

Cut and Paste

Cut out the shapes and stick each one on the matching shape.





English

KG-1 Term 2
2025 - 2026

Academic Year: 2025/2026

No part of this publication may be reproduced, stored in a retrieval system, or transmitted in any form or by any means—electronic, photocopying, recording, or otherwise—without prior written permission of the Ministry of Education and Technical Education

Editorial Note

This work was made through the contributions of a diverse team of professionals with various academic and institutional backgrounds (including, but not limited to, university professors, teachers, subject matter experts, and specialized international organizations).

Their contributions spanned multiple phases of the project, including consultation, content development, and quality enhancement.

Developed and produced with the participation of
the Content Department Team
at Selah El Telmeez Publishing and Printing Company

Reviewed by:

Prof. Zeinab El-Naggar

Prof. Attia El-Sayed

Dr. Mai Kamal

Ms. Amira Awaad

Prof. Nagwa Younis

The Central Administration for Curriculum Development:

Ms. Nashwa Abd El Aziz El fiki

Ms. Eman Mahmoud Yousef

Dr. Amira Fawzy Ahmed

Dr. Shaimaa Salah El Deen Afifi

General Supervision

Dr. Akram Hassan Mohammed

Assistant to the Minister for Curriculum Development

Supervisor of the Central Administration for Curriculum Development

رقم الكتاب	التجليد	وزن المتن	وزن الغلاف	الوان المتن	الوان الغلاف	عدد الصفحات بالغلاف	مقاس الكتاب
٣٠/١/٢٢/٢٥/٣٤/١٠٠٢	حصان	٧٠ جرام	١٨٠ جرام	٤ لون	٤ لون	١٠٠ صفحة	٢٧ x ١٩ سم



**All Rights Reserved ©Ministry of Education and
Technical Education—2025/2026**

