



English



2025/2026

Term 1

KG

1



All rights reserved; no part of this publication may be reproduced, stored in a retrieval system or transmitted in any form or by any means, electronic, mechanical, photocopying, recording or otherwise, without the prior written permission of the copyright holders.

تُهدي وزارة التربية والتعليم والتعليم الفني هذا الكتاب بكل حب إلى الأطفال والأسر في جمهورية مصر العربية

"THE MINISTRY OF EDUCATION AND TECHNICAL EDUCATION
DEDICATES THIS BOOK, WITH LOVE, TO THE CHILDREN AND
FAMILIES OF THE ARAB REPUBLIC OF EGYPT."

Name:.....
Class:.....
School:.....



Unit	Vocabulary and Structure	Phonics	Math	Everyday Skills	Language Focus	Content Integration
1 Meet and Greet!	hello good morning goodbye boy girl friends happy sad	t: train, toys T: turtle i: in, insect I: ink	Number: 1 Shape: Circle Color: red	Self-Introduction Expressing your feelings	Using simple greetings Recognizing the sound of letters: Tt and Ii	Math (Identifying number 1 and circle shape) Art (Recognizing red color)
2 I Can Find it at School!	classroom teacher chair table board book pencil eraser crayon playground swing slide	s: star, sun S: school a: apple, ant n: nest, night N: numbers	Number: 2 Shape: Square Color: blue	Asking and answering questions Building confidence in speaking and listening	Identifying classroom objects Recognizing the sound of letters: Ss, Aa, and Nn	Math (Identifying number 2 and square shape) Art (Recognizing blue color) Project: (School bag)


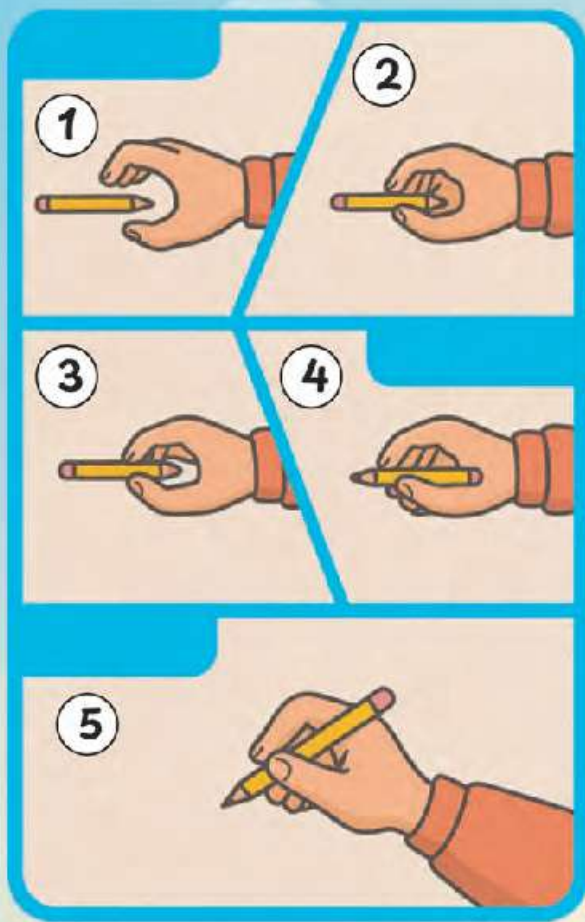


Unit	Vocabulary and Structure	Phonics	Math	Everyday Skills	Language Focus	Content Integration
3 My Body, My Care!	hair head face eyes ears nose mouth teeth arms hands legs feet	p: pen, pants P: pan h: heart, honey H: helicopter d: dog, desk D: dress r: rabbit, robot R: rice	Number: 3 shape: star Color: yellow	Hygiene actions	Naming body parts Recognizing the sound of letters: Pp, Hh, Dd and Rr	Physical Education: (Gross motor skills and fine motor skills) Science (Body Parts) Math (Identifying number 3 and star shape) Art (Recognizing yellow color) Project: (Face parts)
4 My Family Picnic!	grandfather grandmother father mother sister brother garden tree flower grass fruits chocolate chips juice sandwich	e: egg, eagle E: elephant c: cow, cloud C: cap k: kiwi, kick K: kite m: mom, man M: mud	Numbers: 4 and 5 Shapes: heart and triangle Colors: green and orange	Introducing family members Expressing likes and dislikes	Identifying family members Difference between healthy and unhealthy food Recognizing the sound of letters: Ee, Cc, Kk, and Mm	Math (Identifying numbers 4 and 5) (Identifying heart and triangle shapes) Art (Recognizing green and orange colors) Science (Learning about nature and exploring the surroundings) Project: (Family tree)
Review	Review units 1-4	Review letters: Tt, Ii, Ss, Aa, Nn, Pp, Hh, Dd, Rr, Ee, Cc, Kk, and Mm	Review Numbers: 1, 2, 3, 4, and 5 Review Shapes: Circle, square, star, heart, and triangle Review colours: Red, blue, yellow, green, and orange			Project: (My Classroom)



Let's learn how to hold a pencil correctly:

Trace:





Unit 1:

Meet and Greet!

Hi.

Hello.

SCHOOL



Friends





Good morning.



4



Goodbye.

Look and Match :

Good morning.

Goodbye.



A boy or a girl?



I'm a **boy**.

I'm a **girl**.



Word bank: Boy-Girl



I'm **happy** .

I'm **sad** .



How are you feeling today?



Word bank: Happy-Sad





The sound of letter: Tt

Listen and repeat:

Tt



toys



turtle



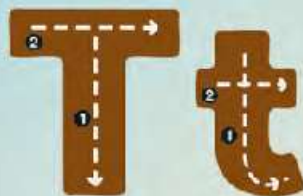
train





Let's trace letter Tt:

Trace:



train



toys



Count and Say:

I can see
1 train.



1




I can see
1 turtle.



Trace number 1:




Color 1 balloon:






Colors and shapes:



I can see a **red** circle.



Color the circle with **red**.





The sound of letter: Ii

Listen and repeat:

Ii



insects



ink



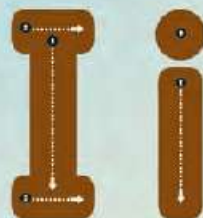
in





Let's trace letter Ii:

Trace:



ink



in





It's Practice Time!

Circle the beginning letter:

(Tt - Ii)



(Tt - Ii)



Color:

A boy or a girl?



Hello.

Hello.





Story: Ibrahim and Talia's Day!

Look , listen and play:

1

Hello.

Good morning.

2

Do you want to play?

Yes, we are friends.

3

I dropped my toy. I am sad.

It's okay. I will help you.

4

Goodbye.

Goodbye.



Unit 2:



I Can Find it at School!

Look, listen, and point:

SCHOOL

School



Classroom

board

desk

eraser

book

pencil

19



playground 



What can you see at the playground?



Look and say:

swing

slide



listen and circle:



21



What can you see in your classroom?



Look and say:



board



desk



chair



eraser



pencil



book



crayon



The sound of letter: Ss

Listen and repeat:

Ss



star



sun



school





Let's trace letter Ss:

Trace:

Ss



sun



star



Count and Say:

I can see
2 chairs.



2



I can see
2 pencils.



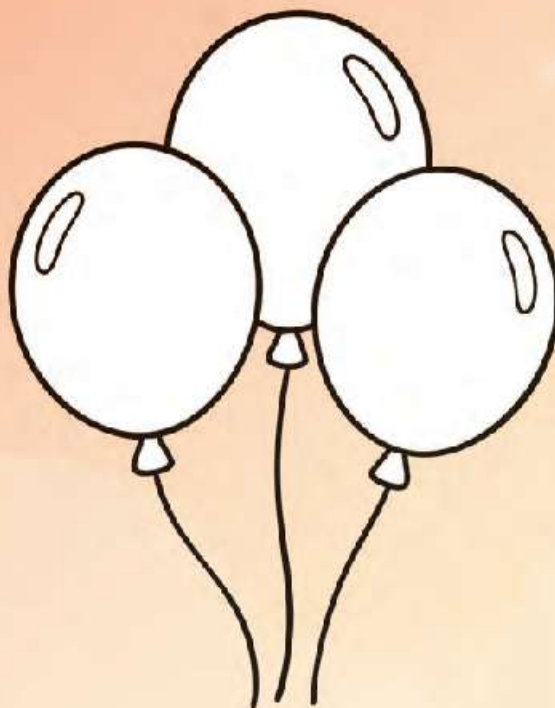


It's Practice Time!

Trace number 2:




Color 2 balloons:






Colors and shapes:



I can see a **blue** square.



Color the square with **blue**.





The sound of letter: Aa

Listen and repeat:

Aa



apple



ant





Let's trace letter Aa:

Trace:



A



a



ant



apple





The sound of letter: Nn

Listen and repeat:

Nn



nest



night



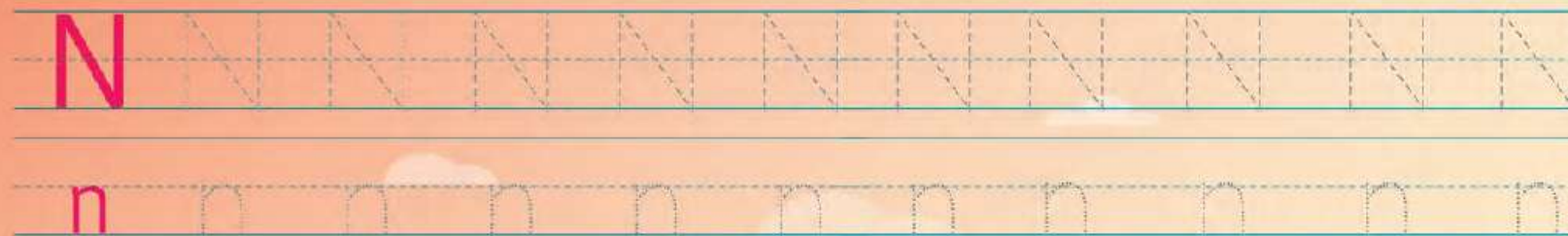
numbers





Let's trace letter Nn:

Trace:



nest



night





It's Practice Time!

Circle the picture that matches the letter:

Ss



Aa



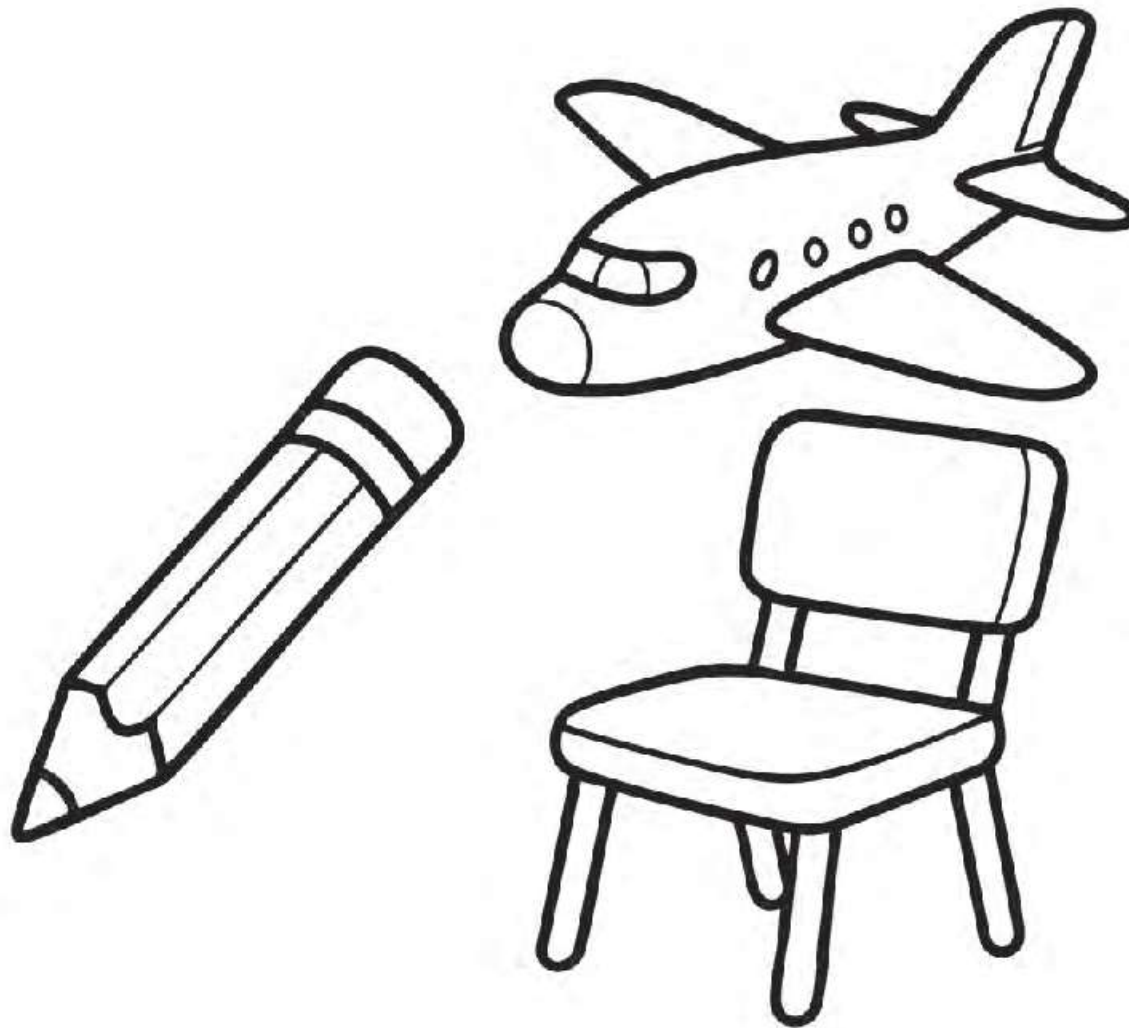
Nn



It's Practice Time!



Color the classroom objects:





Story : Look Around the Classroom!

Look, listen, and act:





Project

School Bag

Materials needed:





Show and Tell



This is my school bag.



Unit 3:



My Body, My Care!





My body parts:

face

arm


hand

foot





My face parts:





My face parts:



eye



ears





My face parts:



nose



teeth



mouth



How Many? Match the Body Parts:



1

2



Hygiene Actions:



I **comb** my hair.





Hygiene Actions:



I wash my face.



I wash my hands.





Hygiene Actions:



I sneeze and cover my nose.



I brush my teeth.



Color the correct action:





The sound of letter: Pp

Listen and repeat:

Pp



pen



pan



pants





Let's trace letter: Pp

Trace:

Pp

P P P P P P P P P P P

p p p p p p p p p p p

pan



pants





The sound of letter: Hh

Listen and repeat:

Hh



helicopter



honey




heart





Let's trace letter: Hh

Trace:



H

H

H

H

H

H

H

H

H

H

H

H

h

h

h

h

h

h

h

h

h

h

h

h

honey



heart



Count and Say:

I can see 3 pans.




3




I can see 3 helicopters.



Trace number 3:



Color 3 balloons:





Colors and shapes:



I can see a **yellow** star.



Color the star with **yellow**.





The sound of letter: Dd

Listen and repeat:

Dd



dog



desk



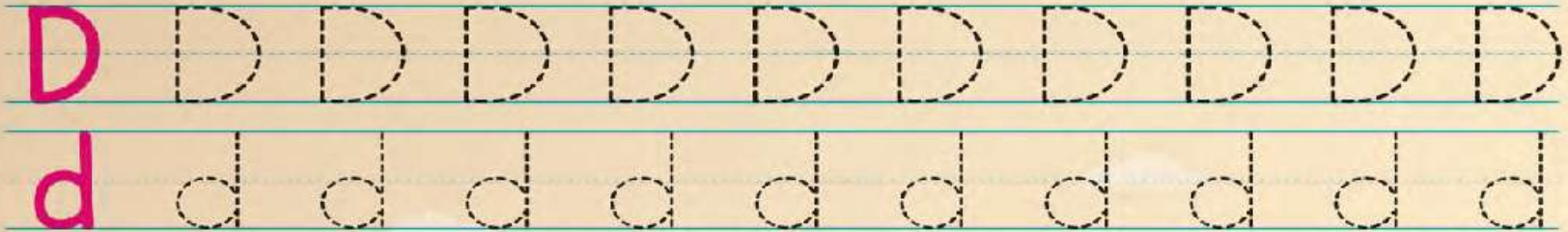
dress





Let's trace letter: Dd

Trace:



dress



desk






The sound of letter: Rr

Listen and repeat:

Rr



robot



rice



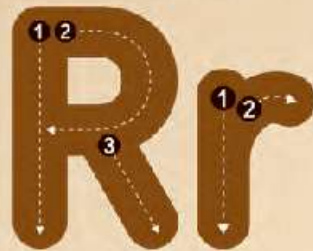
rabbit





Let's trace letter: Rr

Trace:



R R R R R R R R R R R R R R R R

r r r r r r r r r r r r r r r r

robot



rice





It's Practice Time!

Match the picture with the beginning letter:



Pp

Rr

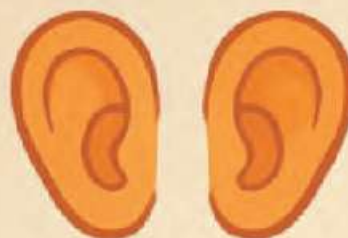
Dd

Hh



It's Practice Time!

Circle the body parts:





Story: All About Me and My Day!

Look, listen, and play:





Project

My Face

Materials needed:





Show and Tell

Show and Tell:

Show
and tell
activity



This is my face.



Unit 4:



My Family Picnic!

We are
having
so much
fun.

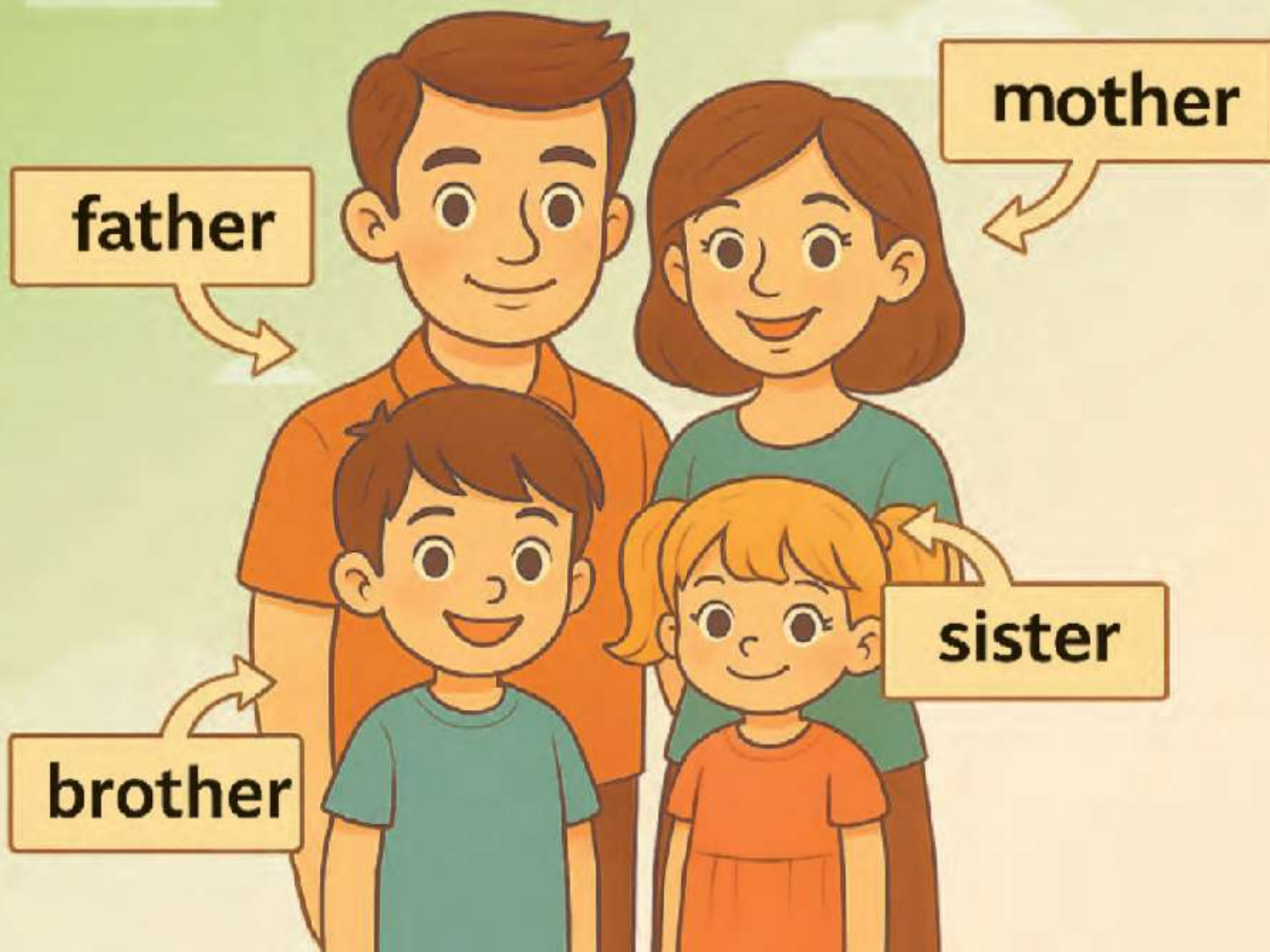
What a beautiful
day for a picnic. !

Picnic



My Family


Look, listen, and point:



My Family

Look, listen, and point:

grandfather



grandmother





Garden

Look, listen, and point:

tree

flower

grass



Draw what you can see in the garden:

A large, empty rectangular box with rounded corners and a black border, intended for a child to draw a garden scene.

What's in My Picnic Basket?



Healthy or not?

Look and say:




chips



fruits



chocolate




sandwich



juice



Match the healthy and unhealthy food:





The sound of letter: Ee

Listen and repeat:


Ee



egg



eeagle




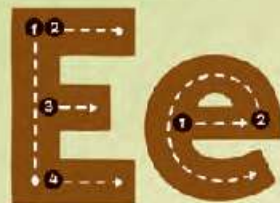
elephant





Let's trace letter Ee:

Trace:



egg



eagle





The sound of letter: Cc

Listen and repeat:

Cc



cap



cow




cloud



Let's trace letter Cc:

Trace:



C

C

C

C

C

C

C

C

C

C

C

C

c

c

c

c

c

c

c

c

c

c

c

c

cow




cap



Count and Say:

I can see
4 sandwiches.



4




I can see
4 clouds.




It's Practice Time!

Trace number 4:



Color 4 balloons:





Colors and shapes:



I can see a **green** heart.



Color the heart with **green**.






The sound of letter: Kk

Listen and repeat:

Kk



kiwi



kite




kick





Let's trace letter Kk:

Trace:



k iwi



k ite





The sound of letter: Mm

Listen and repeat:

Mm



mud



man




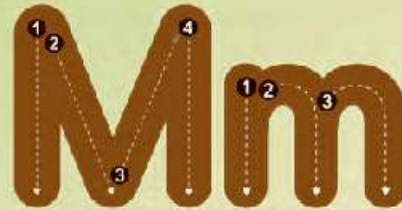
mom





Let's trace letter Mm:

Trace:



mud



mom



Count and say:

I can see
5 caps.



5



I can see
5 flowers.






It's Practice Time!

Trace number 5:



Color 5 balloons:





Colors and shapes:



I can see an **orange** triangle.



Color the triangle with **orange**.





It's Practice Time!

Match the picture with the beginning letter:



Ee

Cc

Kk

Mm



It's Practice Time!

Match the picture with its shadow:





Story: Family Fun on the Grass

Look, listen, and act:





Project

Family Tree

Materials needed:





Show and Tell



This is my family tree.





It's Practice Time!

Trace the letters:

I i



H h



S s



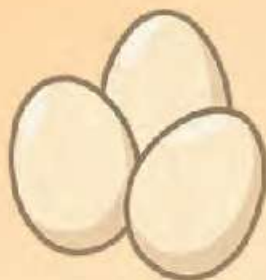
K k





Review

Match the picture with the correct letter then trace:



Ee

Ii

Rr

Mm

Aa






Review

Circle the good hygiene action:



Draw a happy face
and a sad face:



Circle the healthy food:





Review

Circle the correct letter then trace:



Cc
Ee



Aa
Nn



Rr
Dd



Pp
Mm





Review

Count and circle the number:



1

3



5

4



4



2





Project

Color, cut, and glue the picture to build your classroom scene:



My Classroom Craft!





English

KG-1 Term 1
2025 - 2026

Academic Year: 2025/2026

No part of this publication may be reproduced, stored in a retrieval system, or transmitted in any form or by any means -electronic, photocopying, recording, or otherwise—without prior written permission of the Ministry of Education and Technical Education

Editorial Note

This work was made through the contributions of a diverse team of professionals with various academic and institutional backgrounds (including, but not limited to, university professors, teachers, subject matter experts, and specialized international organizations).

Their contributions spanned multiple phases of the project, including consultation, content development, and quality enhancement.

Developed and produced with the participation of
the Content Department Team
at Selah El Telmeez Publishing and Printing Company

Reviewed by:

Prof. Zeinab El-Naggar

Prof. Attia El-Sayed

Dr. Mai Kamal

Ms. Amira Awaad

Prof. Nagwa Younis

The Central Administration for Curriculum Development:

Ms. Eman Mahmoud Youssef

Ms. Nashwa Abdel Aziz Elfeky

Dr. Amira Fawzy Ahmed

Dr. Shaimaa Salah ElDin Afify

General Supervision

Dr. Akram Hassan Mohammed

Assistant to the Minister for Curriculum Development

Supervisor of the Central Administration for Curriculum Development

مقاس الكتاب	ورق المتن	ورق الغلاف	ألوان الكتاب	عدد الصفحات والغلاف
٢٧ × ١٩ سم	٧٠ جراماً	١٨٠ جراماً	٤ ألوان	١٠٤ صفحة
رقم الكتاب		٣٠/١/١١/٢٥/٢٠/١٠٠١		



**All Rights Reserved ©Ministry of Education and
Technical Education–2025/2026**

